



Connect is our job....

浙江思美克电气科技有限公司
ZHEJIANG SMICO ELECTRICAL TECHNOLOGY CO.,LTD



公司简介 Company Profile

浙江思美克（SMICO）电气科技有限公司是一家专业从事（重载连接器）研发、生产及销售为一体的现代化企业，具有多年的专业技术实力及远大的发展目标。公司本着“以质量求生存，以信誉求发展”的管理理念；并不断吸纳国际先进技术和设计理念，能够为客户提供高质量的产品与最好的服务，使产品在市场上能处于领先的地位。

Zhejiang Smico Electrical Technology Co.,Ltd is a company specializing in heavy duty connector Research,production and sales as one integrated high-tech enterprises, with many years of professionaland technical strength and long-term development goals. In the company "to the quality of survival, to the credibility of development" and absorbing the international advanced technologyand design concept, is committed to providing high quality products and the best service, makethe products on the market can be a leading position.



SMICO 重载连接器

重载连接器是专门为模块化生产预先接线和满足苛刻环境条件的要求而设计的，其主要应用领域有轨道交通、工业自动化、设备制造等工业领域。和传统的接线方式相比较，使用重载连接器可以减少设备或车辆离开生产车间后的现场接线作业提高了生产效率，并且减少现场接线的品质风险。

柔性生产是工业4.0的核心体现，把设备各个功能块进行模块化设计，生产，应用，可以为柔性生产打下坚实的基础。随着工业自动化的深入发展，产品设备也出现更多的革新，例如很多设备已经采用模块化设计，根据应用需要不断的扩充功能。使用包括气动模块，大电流模块，电磁屏蔽模块及D-SUB模块的重载连接器不仅实现了模块化设备之间无障碍快速的连接，也保证了信号和供电的传输。对于机械设备制造商来说不仅可以获得安全可靠的连接，还可以节省安装时间，降低综合的生产成本。对于终端的用户来说，他们可以在没有任何专业人员的指导下自如的安装操作设备，维护的时候也变得简单。这样不仅增加机械设备的有效性和实用性，并且减少了安装时间和降低了设备维修的时间。

SMICO Heavy Duty Connectors

Heavy-duty connector is specially designed for rigorous environment and applicable to industrial automation equipment manufacturing, industrial system connection as well as information and control technology. Compared with traditional connection type, heavy-duty connector can save 20-30% of installation cost for machining center, increase production efficiency and reduce error ratio of wiring.

With the in-depth development of industrial automation, more innovation is brought about in mechanical products, for example, many products adopts modular design and successively extends their functions according to the application needs. Heavy-duty connector employing pneumatic module, large current module, electromagnetic shielding module and D-SUB module not only achieves fast and barrier-free connection among modular equipments, but also guarantees the transmission of signal and power supply. For mechanical equipment manufacturers, it can offer secure and reliable connection, save installation time and reduce overall cost of production. For endusers, they can install and operate the equipment smoothly without the guide of any professional personnel, making the maintenance easier. This not only increases the effectiveness and utility of mechanical equipment, but also reduces time for equipment installation and maintenance


产品适用范围 Applications



产品概述 Product Overview

SMICO 重载连接器广泛应用于模具、机械制造、建筑机械、纺织机械、交通技术、电力能源、电力机车、通信技术等各种需要电气和信号连接的设备中。公司在产品设计制造过程中，拥有一支高素质的专业知识的骨干人员；并不断吸纳世界工业连接器行业最先进的理念及工艺，能够为客户提供高品质的产品。目前公司产品有螺钉连接型，弹片连接型，冷压连接型等系列产品，能满足不同的领域和不同的电气和信号连接。

SMICO heavy-duty connectors are extensively used in equipment that requires electrical and signal connections, such as mold, machinery, construction machinery, textile machinery, transportation technology, electric energy, electric locomotives and so on various need electrical and petrochemical electrical equipment. SMICO adopts the most advanced concepts and processes in the global industrial connector industry during the product design and manufacturing process, with a high-quality professional knowledge Backbone personnel; which enables it to provide its clients with high-quality product. At present, the company Product have Screw terminal, Spring terminal, Crimp terminal and so on product series, to meet electrical or signal connecting requirements in different fields and for different purposes.



主要部件

Parts of the heavy duty connector

1. 电缆接头/Cable gland

尼龙或铜合金镀镍/Nylon or brass nickel plated
通用电缆接头/Universal cable gland
其他电缆接头/Other cable gland

2. 上壳/Hoods

标准或高结构/Low or high construction
顶部进线或侧面进线/Top or side cable entry
2耳, 4耳或2扣/2blots or 4 blots or 2 locking levers

3. 公插芯 母插芯/Male insert or Female insert

螺丝连接/Screw terminal
冷压连接/Crimp terminal
弹片连接/Cage-clamp terminal

4. 冷压针 (适合于冷压接线的插体)

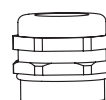
Crimp contacts (only for crimp connection insert)
镀金或镀银/Gold plated or silver plated
额定电流/Rated current:5A, 10A, 16A, 40A

5. 下壳/Housings

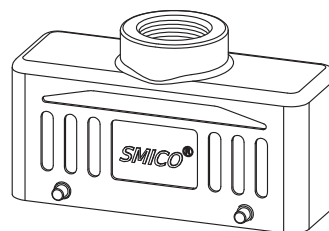
开孔安装, 表面安装或电缆对接
Bulkhead mounting or surface mounting or cable to cable
标准或高结构/Low or high construction
1扣, 2扣或4耳/1 or 2 locking levers or 4 bolts
带塑料盖或带金属盖或不带盖
With or without thermoplastic/metal covers

6. 附件/Accessories

保护盖/Protective covers
编码销/Code and guide pins for coding
工具/Tools



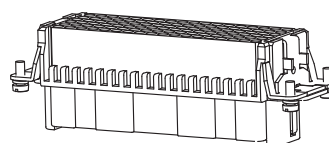
电缆接头
Cable gland



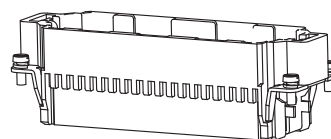
上壳
Hoods



母插针
Female contacts




母接插体
Female insert



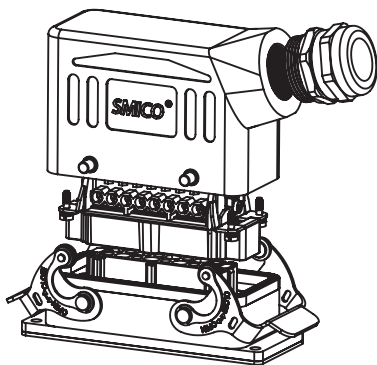
公接插体
Male insert



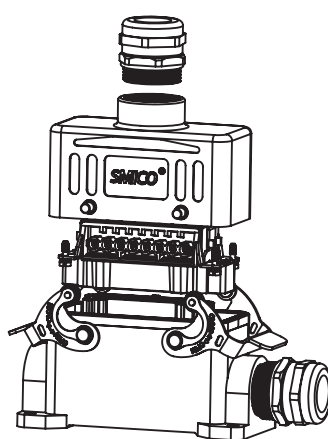
公插针
Male contacts



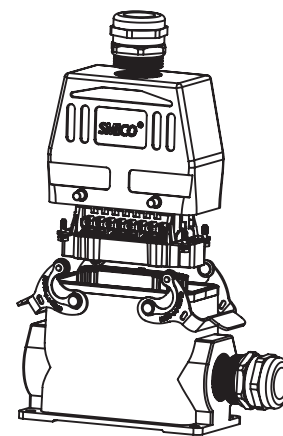
下壳
Housings



开孔安装/Bulkhead mounting
侧面出线/Side entry



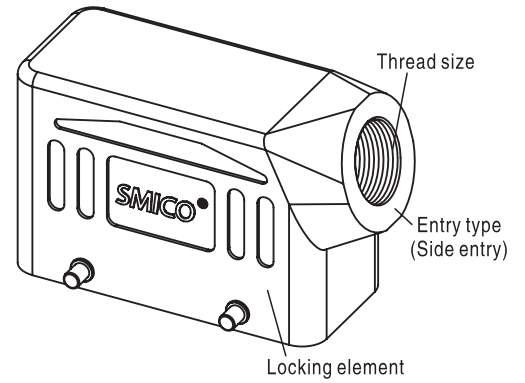
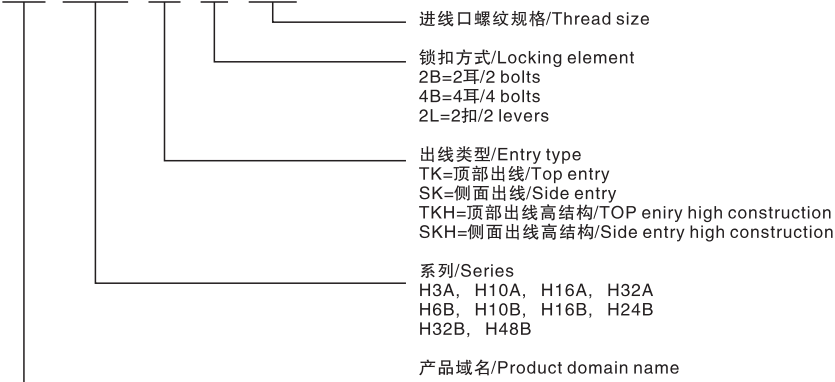
表面安装/Surface mounting
顶出线/Top entry



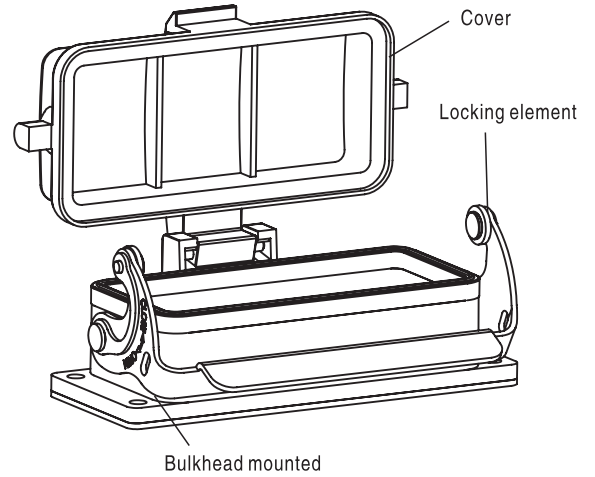
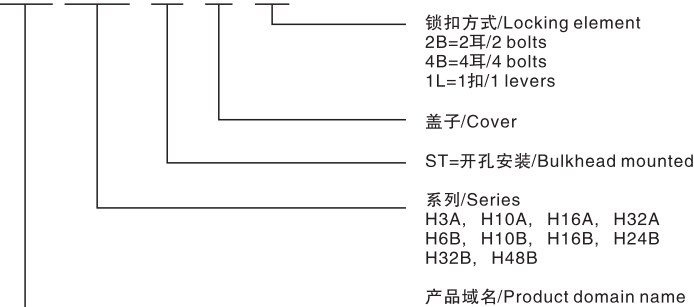
表面安装/Surface mounting
高结构, 顶出线/High structure, Top entry

产品型号描述说明 Explain for the part number

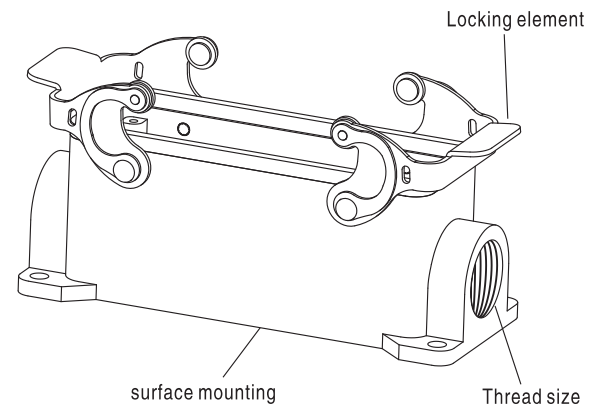
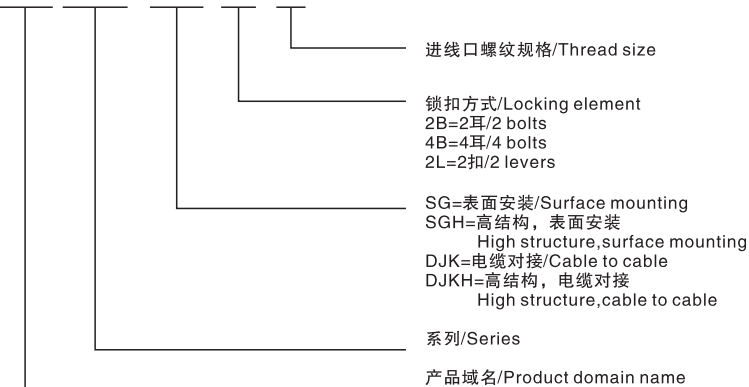
上壳/Hood SO-H24B-SK-4B-M25



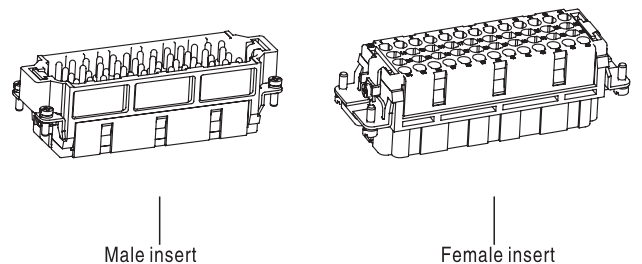
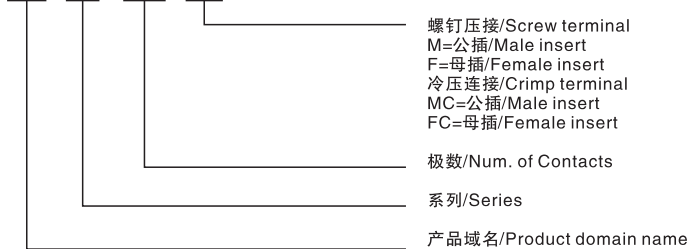
下壳/Housing SO-H24B-ST-CV-1L



SO-H24B-SG-2L-M25



插体/Insert SO-HEE-046-MC



用外壳保护连接器

连接器上的外壳，密封件及锁扣装置使连接器的电气部件免受影响，比如冲击、异物、湿气、灰尘、水或清洁剂、冷却液、油等其他液体的入侵。

下图是保护等级一览表

字母代号	第一个数字防尘保护	第二个数字防水保护
IP	6	5

数字	保护范围
0	无安全防护：无接触保护，无防固体异物保护。
1	防大件异物保护：防止手部大面积接触，防止直径大于50mm的异物。
2	防中等大小异物保护：防止手指接触，防止直径大于12mm的异物。
3	防小件异物保护：防止工具，铁丝等直径大于2.5mm的物体接触，防止直径大于2.5mm的异物。
4	防颗粒状异物保护：同3中所述，防异物直径大于1mm。
5	防灰尘积保护：防止接触，防止内部灰尘沉积。
6	防灰尘进入保护：全面防止接触，防止灰尘进入。

数字	保护范围
0	无防水保护
1	防滴水保护：防止垂直滴落的水滴。
2	防倾斜滴水保护：防止倾斜滴落的水滴（在垂直面15° 以内的任意角度）。
3	防洒水保护：防止来自垂直面60° 以内任意角度的洒水。
4	防喷水保护：防止来自各个方向的喷水。
5	防射水保护：防止来自任意角度的喷射喷水（喷嘴）。
6	防淹水保护：防止暂时性的淹水。
7	防浸水保护：防止暂时性的浸水。
8	防潜水保护：防止长时间浸没时加压水进入。

Hoods/housings connector insert protection

The connector's housing, sealing and locking mechanism protect the connection from external influences such as mechanical shocks, foreign bodies, humidity, dust, water or other fluids such as cleansing and cooling agents, oils, etc, standards that categorize enclosures according to foreign body and water protection.

The following table shows the different degrees of protection.

Code letters (International protection)	First Index Figure (Dust protection)	Second Index Figure (Water protection)
IP	6	5

Index figure	Degree of protection
0	No protection against accidental contact, no protection against solid foreign bodies.
1	Protection against contact with any large by hand and against large solid foreign bodies with $\phi > 50\text{mm}$.
2	Protection against contact with the fingers, protection against solid foreign bodies with $\phi > 12\text{mm}$.
3	Protection against tools, wires or similar object with $\phi > 2.5\text{mm}$, Protection against small solid foreign bodies with $\phi > 2.5\text{mm}$.
4	As 3 however $\phi > 1\text{mm}$.
5	Full protection against contact. Protection against interior dust deposits.
6	Total protection against contact. Protection against penetration of dust.

Index figure	Degree of protection
0	No protection against water.
1	Protection against vertical water drips.
2	Protection against water drips (up to a 15° angle).
3	Protection against diagonal water drips (up to a 60° angle).
4	Protection against splashed water from all directions.
5	Protection against water (out of a nozzle) from all directions.
6	Protection against strong water (out of a nozzle) from all directions.
7	Protection against temporary immersion.
8	Protection against water pressure.

证书 Certificate

ISO9001



QUALITY MANAGEMENT SYSTEM CERTIFICATE

Certificate No.: 20218Q20116R0S

We hereby certify that the organization:
Zhejiang Smico Electrical Technology Co., Ltd.
Unified social credit code: 91330382797607140M

is in conformity with Quality Management System Standard:
GB/T19001-2016 idt ISO9001:2015

The certificate is valid to the following products/service:
**Manufacture and Sales of Intelligent Cutout fuse, Composite Insulator,
Lightning Arrester, Circuit Breaker, Change-over Switch,
Fuse switch Disconnect, Insulation Piercing Connector, Heavy Duty Connector
Dead End Clamp, Air Distribution power Line Fittings**

Registration Address: (Yueqing Qileng Switch Factory Floor)
Baitawang Industrial Zone, Beibaixiang Town, Yueqing City, Zhejiang Province, China
Audit Address: No. 374-376 Kaichuang Road, Baitawang Industrial Zone,
Beibaixiang Town, Yueqing City, Wenzhou City, Zhejiang Province, China

Date of Issue: 09-04-2018
Date of Expiry: 08-04-2021
Date of Initial: 09-04-2018

Issued By: 



中国认可
国际互认
管理体系
MANAGEMENT SYSTEM
CNAS C197-M



The audit of validity of the certificate, the certificate shall be at least once a year.
The effective scope of the Certificate is subject to QR Code in the lower left corner.
Meanwhile, you can search the website of certification body: www.qpc.org.cn
or search the CNCA website: www.cnca.gov.cn

ZHEJIANG QUANPIN CERTIFICATION CO., LTD.
Room 603, Floor 6, Building 1, No. 74, Puyan Road, Puyan Street, Binjiang District, Hangzhou City,
Zhejiang Province, China 310003. R.F.R. <http://www.qpc.org.cn>

CE EPRE No. 201806160-1A-R0018

RoHS DECLARATION OF CONFORMITY

DECLARATION OF CONFORMITY to the Restriction of Hazardous Substances (RoHS) Directive (2002/95/EC) and its amendments (2005/61/EC, 2006/102/EC, 2008/100/EC, 2011/65/EU).

The undersigned hereby declares that the product described in this Declaration of Conformity is in conformity with the RoHS Directive and its amendments.

Product Name: **INSULATION PIERCING CONNECTOR**

Manufacturer: **ZHEJIANG SMICO ELECTRICAL TECHNOLOGY CO., LTD.**

Address: **No. 374-376 Kaichuang Road, Baitawang Industrial Zone, Beibaixiang Town, Yueqing City, Zhejiang Province, China**

Date: **2018.04.09**

CE EPRE No. 201806160-1A-R0018

DECLARATION OF CONFORMITY

DECLARATION OF CONFORMITY to the Restriction of Hazardous Substances (RoHS) Directive (2002/95/EC) and its amendments (2005/61/EC, 2006/102/EC, 2008/100/EC, 2011/65/EU).

The undersigned hereby declares that the product described in this Declaration of Conformity is in conformity with the RoHS Directive and its amendments.

Product Name: **INSULATION PIERCING CONNECTOR**

Manufacturer: **ZHEJIANG SMICO ELECTRICAL TECHNOLOGY CO., LTD.**

Address: **No. 374-376 Kaichuang Road, Baitawang Industrial Zone, Beibaixiang Town, Yueqing City, Zhejiang Province, China**

Date: **2018.04.09**

DMT GmbH & Co. KG

Certificate

Order No.: 201805240-00

Product Name: **INSULATION PIERCING CONNECTOR**

Manufacturer: **ZHEJIANG SMICO ELECTRICAL TECHNOLOGY CO., LTD.**

Address: **No. 374-376 Kaichuang Road, Baitawang Industrial Zone, Beibaixiang Town, Yueqing City, Zhejiang Province, China**

Date: **2018.05.24**

DMT GmbH & Co. KG

Certificate

Order No.: 201805240-00

Product Name: **INSULATION PIERCING CONNECTOR**

Manufacturer: **ZHEJIANG SMICO ELECTRICAL TECHNOLOGY CO., LTD.**

Address: **No. 374-376 Kaichuang Road, Baitawang Industrial Zone, Beibaixiang Town, Yueqing City, Zhejiang Province, China**

Date: **2018.05.24**

CERTIFICATE	CERTIFICATE	CERTIFICATE	CERTIFICATE	CERTIFICATE	CERTIFICATE OF COMPLIANCE
<p>Certificate Number: 201608 Report Reference: E4855C Issue Date: 2016-S</p> <p>Issued to: ZHEJIA LTD No. 376 Beibaixiang Yueqing Zhejiang</p> <p>This is to certify that representative samples of COMPLY SIGNA See Act</p> <p>Have to Standby</p> <p>Standby(s) for Safety: UL 197 Garnet Applica</p> <p>Additional information: See the 2020JUL</p> <p>Only those products bearing the UL Certification Mark and the UL Recognition Mark are eligible for use as components in direct separate installation in the field. Installation and use in complete equipment is not permitted.</p>	<p>Certificate Number: 201608 Report Reference: E4855C Issue Date: 2016-S</p> <p>Look for the UL Certification Mark on the product</p> <p>No. 376 Beibaixiang Yueqing Zhejiang</p> <p>This is to certify that representative samples of representative samples of COMPLY SIGNA See Act</p> <p>Have to Standby</p> <p>Standby(s) for Safety: UL 197 Garnet Applica</p> <p>Additional information: See the 2020JUL</p> <p>Only those products bearing the UL Certification Mark and the UL Recognition Mark are eligible for use as components in direct separate installation in the field. Installation and use in complete equipment is not permitted.</p>	<p>Certificate Number: 201608 Report Reference: E4855C Issue Date: 2016-S</p> <p>Issued to: ZHEJIA LTD No. 376 Beibaixiang Yueqing Zhejiang</p> <p>This is to certify that representative samples of COMPLY SIGNA See Act</p> <p>Have to Standby</p> <p>Standby(s) for Safety: UL 197 Garnet Applica</p> <p>Additional information: See the 2020JUL</p> <p>Only those products bearing the UL Certification Mark and the UL Recognition Mark are eligible for use as components in direct separate installation in the field. Installation and use in complete equipment is not permitted.</p>	<p>Certificate Number: 201608 Report Reference: E4855C Issue Date: 2016-S</p> <p>Look for the UL Certification Mark on the product</p> <p>No. 376 Beibaixiang Yueqing Zhejiang</p> <p>This is to certify that representative samples of representative samples of COMPLY SIGNA See Act</p> <p>Have to Standby</p> <p>Standby(s) for Safety: UL 197 Garnet Applica</p> <p>Additional information: See the 2020JUL</p> <p>Only those products bearing the UL Certification Mark and the UL Recognition Mark are eligible for use as components in direct separate installation in the field. Installation and use in complete equipment is not permitted.</p>	<p>Certificate Number: 201608 Report Reference: E4855C Issue Date: 2016-S</p> <p>Issued to: ZHEJIA LTD No. 376 Beibaixiang Yueqing Zhejiang</p> <p>This is to certify that representative samples of COMPLY SIGNA See Act</p> <p>Have to Standby</p> <p>Standby(s) for Safety: UL 197 Garnet Applica</p> <p>Additional information: See the 2020JUL</p> <p>Only those products bearing the UL Certification Mark and the UL Recognition Mark are eligible for use as components in direct separate installation in the field. Installation and use in complete equipment is not permitted.</p>	<p>Certificate Number: 20160800-0885252 Report Reference: E4855C-20160800 Issue Date: 2016-SEPTEMBER-30</p> <p>Look for the UL Certification Mark on the product</p> <p>No. 376 Beibaixiang Yueqing Zhejiang</p> <p>This is to certify that representative samples of the product as specified on this certificate were tested according to the current UL requirements.</p> <p>COMPLY SIGNA See Act</p> <p>Have to Standby</p> <p>Standby(s) for Safety: UL 197 Garnet Applica</p> <p>Additional information: See the 2020JUL</p> <p>Only those products bearing the UL Certification Mark and the UL Recognition Mark are eligible for use as components in direct separate installation in the field. Installation and use in complete equipment is not permitted.</p>

目录/Contents

插体/Inserts

SO-HA	系列 HA	Series(螺钉连接/Screw terminal).....	7-9
SO-HD	系列 HD	Series(冷压连接/Crimp terminal).....	10-13
SO-HDD	系列 HDD	Series(冷压连接/Crimp terminal).....	14-16
SO-HE	系列 HE	Series(螺钉, 冷压, 弹片连接/Screw,Crimp ,Cage Clamp terminal).....	17-23
SO-HEE	系列 HEE	Series(冷压连接/Crimp terminal).....	24-26
SO-HSB	系列 HSB	Series(螺钉连接/Screw terminal).....	27-28
SO-HQ	系列 HQ	Series(冷压连接/Crimp terminal).....	29-36
SO-HK	系列 HK	Series(螺钉, 冷压连接/Screw,Crimp terminal).....	37-46
SO-HM	系列 HM	Series(螺钉, 冷压, 弹片连接/Screw,Crimp ,Cage Clamp terminal).....	47-61
SO-HKS	系列 HKS	Series(螺钉, 冷压, Screw,Crimp ,).....	62

外壳/Hood&Housing


外壳属性	Hood & Housing Feature.....	63-64
SO-H1M	系列 H1M Series.....	65
SO-H2M	系列 H2M Series.....	66
SO-HC	系列 HC Series.....	67
SO-H3A	系列 H3A Series.....	68-71
SO-H10A	系列 H10A Series.....	72-73
SO-H16A	系列 H16A Series.....	74-75
SO-H32A	系列 H32A Series.....	76-77
SO-H6B	系列 H6B Series.....	78-80
SO-H10B	系列 H10B Series.....	81-85
SO-H16B	系列 H16B Series.....	86-90
SO-H24B	系列 H24B Series.....	91-95
SO-H32B	系列 H32B Series.....	96-97
SO-H48B	系列 H48B Series.....	98

附件部分/Accessories

冷压针及工具	Crimp contact & Tool.....	99-103
电缆接头	Cable gland.....	104
编码销/附件	Code pin/Accessories.....	105-107
壳体底部安装尺寸图	Housing mounting dimensions.....	108
线束	Wiring Harness.....	109-115

HA | 技术特性

Technical characteristics



电流负载能力/Current carrying capacity

电流负载能力所受的限制主要来自包含接插针的接插体可承受的最大温度
The current carrying is limited by maximum temperature of materials for inserts and contacts including terminals

测试和控制过程依据DIN IEC 60512-5
Control and test procedures according to DIN IEC 60512-5

规范/Specifications

接插体/Inserts

接插件针数

Number of contacts

DIN EN 60 664
DIN EN 61 984

3,4,10,16,32(2x16)+PE

SO-HA-003/004

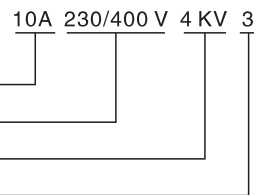
工作电流/Working current

(见负载图/See current carrying capacity)

工作电压/Working voltage

额定脉冲耐受电压/Rated impulse voltage

污染等级/Pollution degree



SO-HA-010/016

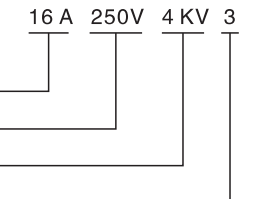
工作电流/Working current

(见负载图/See current carrying capacity)

工作电压/Working voltage

额定脉冲耐受电压/Rated impulse voltage

污染等级/Pollution degree



绝缘电阻/Insulation resistance

材料/Material

阻燃等级UL94/Flammability acc.to(UL94)

工作温度范围/Limiting temperatures

插拔次数/Mechanical working life (mating cycles)

据UL/CSA工作电压/Working voltage acc.to UL/CSA

$\geq 10^{10} \Omega$

Polycarbonate

V0

-40°C ~ +125°C

≥ 500

600V

接插针/Contacts

材料/Material

表面处理/Surface

接触电阻/Contact resistance

接线形式/Terminal

导线规格/Wire gauge

螺钉拧紧力矩/Screw terminal tightening

铜/Copper alloy

镀银/Silver plated

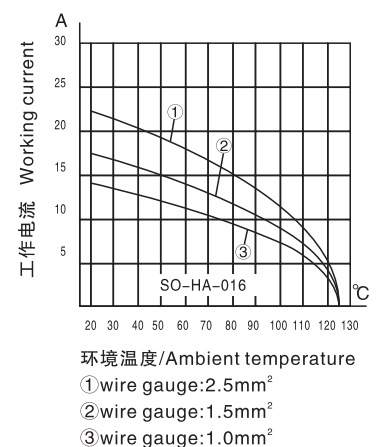
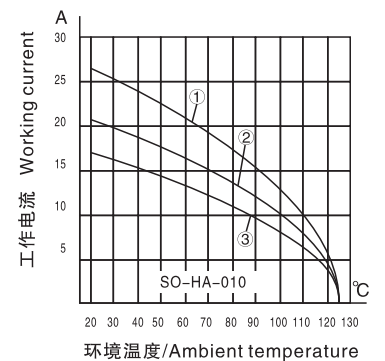
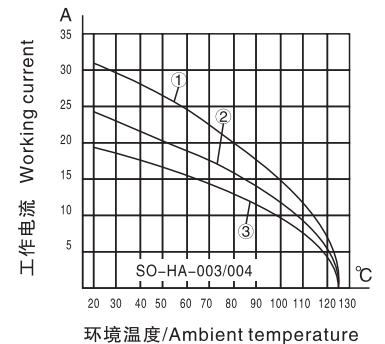
$\leq 1m\Omega$

螺钉连接/Screw terminal

1.0-2.5mm²(AWG18-14)

(HA-003/004) 0.25Nm

(HA-010/016) 0.5Nm




SO-HA

插芯/Insert 230/400V 10A

接插件针数
Number of contacts

3 +

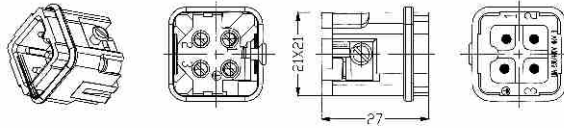


TYPE SO-HA-003-M

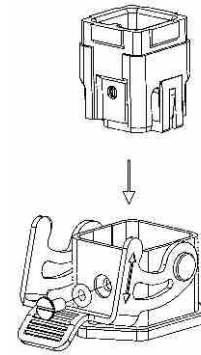
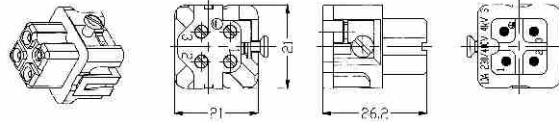
SO-HA-003-F

尺寸图
Drawing(Dimensions in mm)

公插体
Male insert (M)



母插体
Female insert (F)



安装示意图
Mounting example

Note: 配套外壳 Suit hood/housing: Size H3A
外壳详细参数见“外壳部分”
Hood/Housing detail on "Hood/Housing" section


HA

SO-HA

插芯/Insert 230/400V 10A

接插件针数
Number of contacts

4 +

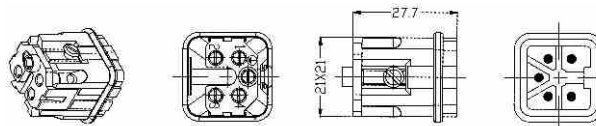


TYPE SO-HA-004-M

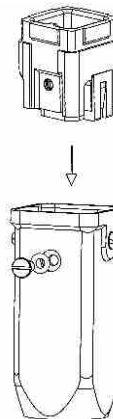
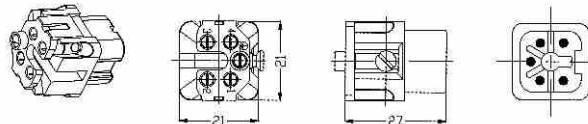
SO-HA-004-F

尺寸图
Drawing(Dimensions in mm)

公插体
Male insert (M)



母插体
Female insert (F)



安装示意图
Mounting example

Note: 配套外壳 Suit hood/housing: Size H3A
外壳详细参数见“外壳部分”
Hood/Housing detail on "Hood/Housing" section

SO-HA

接插件针数

Number of contacts

10,16,32 +

插芯/Insert 250V 16A



TYPE SO-HA-010-M



TYPE SO-HA-010-F



TYPE SO-HA-016-M



TYPE SO-HA-016-F



TYPE

SO-HA-032-M



TYPE SO-HA-032-F

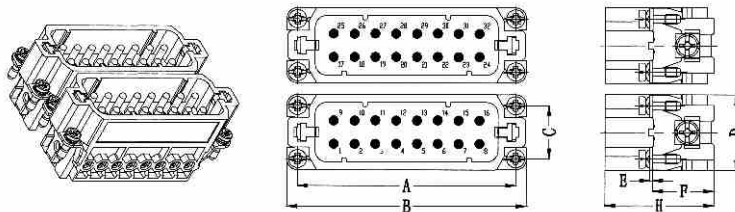
HA

尺寸图

Drawing(Dimensions in mm)

公插体

Male insert (M)

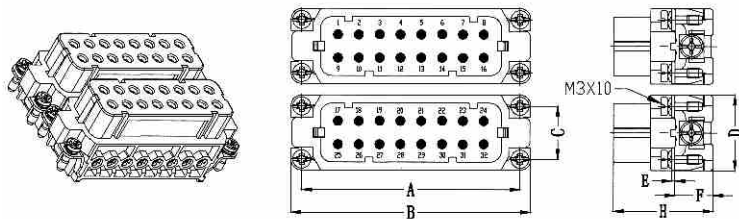


Male insert(M)

number of contacts	A	B	C	D	E	F	H
SO-HA-010	49.5	56	16	22.8	1	18.4	33
SO-HA-016	66	72.4	16	22.8	1	18.4	33
SO-HA-032	66	72.4	16	22.8	1	18.4	33

母插体

Female insert (F)



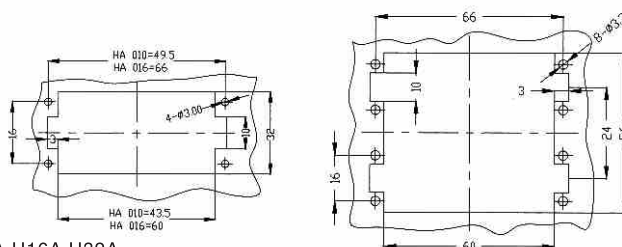
Female insert(F)

number of contacts	A	B	C	D	E	F	H
SO-HA-010	49.5	56.5	16	22.8	1	11.5	30
SO-HA-016	66	72.4	16	22.8	1	11.5	30
SO-HA-032	66	72.4	16	22.8	1	11.5	30

面板安装开孔图

Panel cut out for inserts

for use without hoods/housings




Note: 配套外壳 Suit hood/housing: Size H10A,H16A,H32A

外壳详细参数见“外壳部分”

Hood/Housing detail on "Hood/Housing" section

HD | 技术特性

Technical characteristics



电流负载能力

Current carrying capacity

电流负载能力所受的限制主要来自包含接插针的接插体可承受的最大温度
The current carrying is limited by maximum temperature of materials for inserts and contacts including terminals

测试和控制过程依据DIN IEC 60512-5
Control and test procedures according to DIN IEC 60512-5

规范/Specifications

接插体/Inserts

接插件针数/Number of contacts

DIN EN 60 664
DIN EN 61 984

7, 15, 25, 40, 50, 64, 80, 128,
50(2x25), 80(2x40),
128(2x64)+PE

工作电流/Working current

(见负载图/See current carrying capacity)

工作电压/Working voltage

额定脉冲耐受电压/Rated impulse voltage

污染等级/Pollution degree

当污染程度2时参数/Pollution degree 2 also

绝缘电阻/Insulation resistance

材料/Material

阻燃等级UL94/Flammability acc.to(UL94)

工作温度范围/Limiting temperatures

插拔次数/Mechanical working life (mating cycles)

据UL/CSA工作电压/Working voltage acc.to UL/CSA

10A 250V 4KV 3

10 A 230/400V 4KV 2

$\geq 10^{10} \Omega$

Polycarbonate

V0

-40°C ~ +125°C

≥ 500

600V

接插针/Contacts

材料/Material

表面处理/Surface

接触电阻/Contact resistance

接线形式/Terminal

导线规格/Wire gauge

铜/Copper alloy

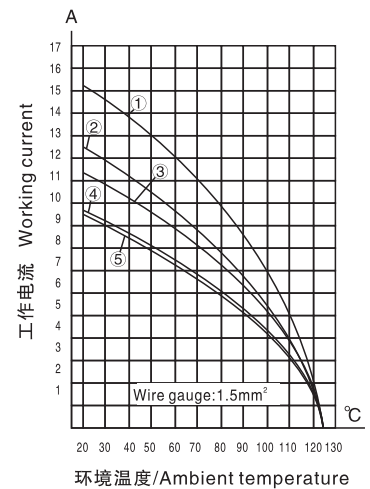
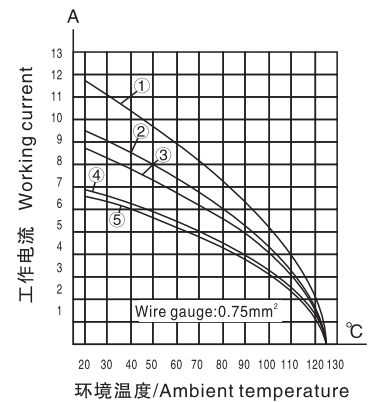
镀金/Gold plated

镀银/Silver plated

$\leq 3m\Omega$

冷压压接/Crimp terminal

0.14-2.5mm²(AWG26-14)



- ① SO-HD-007 ④ SO-HD-040
- ② SO-HD-015 ⑤ SO-HD-064
- ③ SO-HD-025

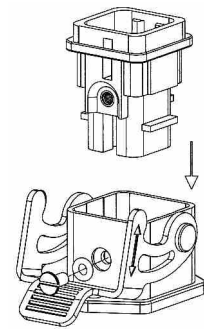
SO-HD

接插件针数

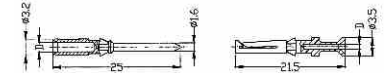
Number of contacts

7 +

插芯/Insert 250V 10A



安装示意图
Mounting example



TYPE

SO-HD-007-MC

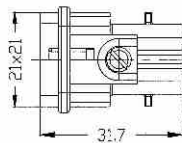
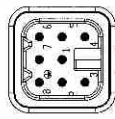
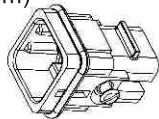
SO-HD-007-FC

尺寸图

Drawing(Dimensions in mm)

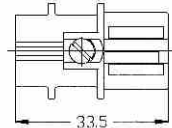
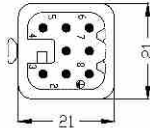
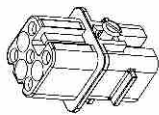
公插体

Male insert (MC)



母插体

Female insert (FC)



Crimp contacts	Wire gauge	D	Stripping length
	0.14~0.37mm ²	AWG 26-22	0.90mm
	0.5mm ²	AWG 20	1.10mm
	0.75mm ²	AWG 18	1.30mm
	1.0mm ²	AWG 18	1.45mm
	1.5mm ²	AWG 16	1.75mm
	2.5mm ²	AWG 14	2.25mm

Note: 10A冷压针需另外订购, 订货号详情请参见第100页
Crimp termina of 10A should order contacts pins separately, detail please refer to page 100

HD

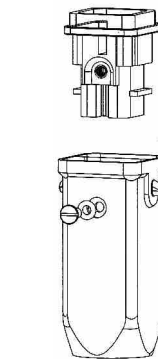
SO-HD

接插件针数

Number of contacts

8 +

插芯/Insert -120V/~50V 10A



安装示意图
Mounting example



TYPE

SO-HD-008-MC

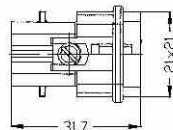
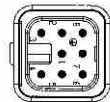
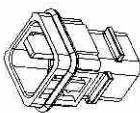
SO-HD-008-FC

尺寸图

Drawing(Dimensions in mm)

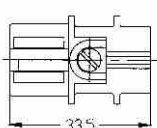
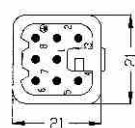
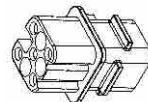
公插体

Male insert (MC)



母插体

Female insert (FC)



Crimp contacts	Wire gauge	D	Stripping length
	0.14~0.37mm ²	AWG 26-22	0.90mm
	0.5mm ²	AWG 20	1.10mm
	0.75mm ²	AWG 18	1.30mm
	1.0mm ²	AWG 18	1.45mm
	1.5mm ²	AWG 16	1.75mm
	2.5mm ²	AWG 14	2.25mm

Note: 10A冷压针需另外订购, 订货号详情请参见第100页
Crimp termina of 10A should order contacts pins separately, detail please refer to page 100

Note: 配套外壳 Suit hood/housing: Size H3A
外壳详细参数见“外壳部分”
Hood/Housing detail on "Hood/Housing" section

SO-HD

插芯/Insert 250V 10A

接插件针数

Number of contacts

15,25,40,64 +



SO-HD-015-MC



SO-HD-015-FC



SO-HD-025-MC




SO-HD-025-FC

TYPE




SO-HD-040-MC



SO-HD-040-FC



SO-HD-064-MC



SO-HD-064-FC

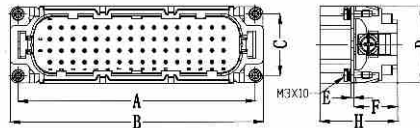
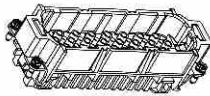
TYPE

尺寸图

Drawing(Dimensions in mm)

公插体

Male insert (MC)

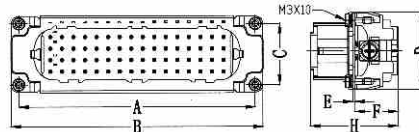
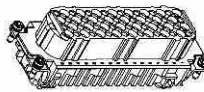


Male insert(M)

number of contacts	A	B	C	D	E	F	H
SO-HD-015	49.5	56.5	16	22.8	1	14	33
SO-HD-025	66	73	16	22.8	1.2	14.8	34
SO-HD-040	77.5	84.5	27	34	1.2	19	34
SO-HD-064	104	111	27	34	1.2	19	36

母插体

Female insert (FC)



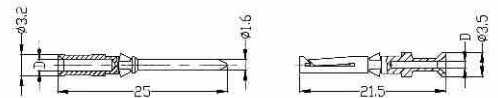
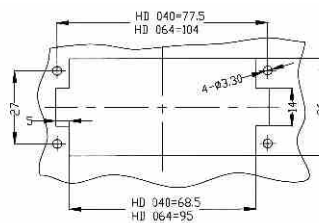
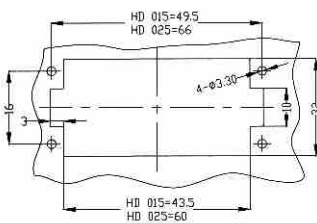
Female insert(F)

number of contacts	A	B	C	D	E	F	H
SO-HD-015	49.5	56.5	16	22.8	1	4.5	33.2
SO-HD-025	66	73	16	22.8	1	5.5	34
SO-HD-040	77.5	84.5	27	34	1.2	6.8	37.2
SO-HD-064	104	111	27	34	1.2	9	38.5

面板安装开孔图

Panel cut out for inserts

for use without hoods/housings




Crimp contacts	Wire gauge	D	Stripping length
Gold plated	0.14-0.37mm ²	AWG 26-22	0.90mm
	0.5mm ²	AWG 20	1.10mm
Silver plated	0.75mm ²	AWG 18	1.30mm
	1.0mm ²	AWG 18	1.45mm
	1.5mm ²	AWG 16	1.75mm
	2.5mm ²	AWG 14	2.25mm

Note: 配套外壳 Suit hood/housing: Size H10A,H16A,H16B,H24B
外壳详细参数见“外壳部分”
Hood/Housing detail on "Hood/Housing" section

Note: 10A冷压针需另外订购, 订货号详情请参见第100页
Crimp termina of 10A should order contacts pins separately,detail please refer to page 100

HDD | 技术特性

Technical characteristics



电流负载能力

Current carrying capacity

电流负载能力所受的限制主要来自包含接插针的接插体可承受的最大温度
The current carrying is limited by maximum temperature of materials for inserts and contacts including terminals

测试和控制过程依据DIN IEC 60512-5
Control and test procedures according to DIN IEC 60512-5

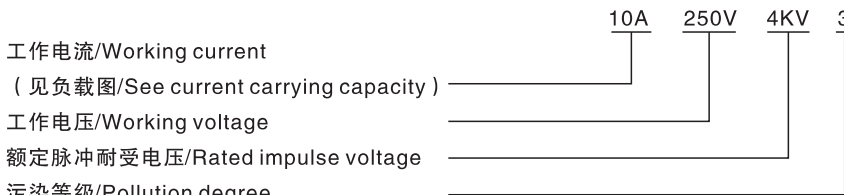
规范/Specifications

DIN EN 60 664
DIN EN 61 984

接插体/Inserts

接插件针数/Number of contacts

24, 42, 72, 108, 144, 216
144(2x72), 216(2x108)+PE



当污染程度2时参数/Pollution degree 2 also 10 A 230/400V 4KV 2

绝缘电阻/Insulation resistance $\geq 10^{10} \Omega$

材料/Material Polycarbonate

阻燃等级UL94/Flammability acc.to(UL94) V0

工作温度范围/Limiting temperatures $-40^{\circ}\text{C} \sim +125^{\circ}\text{C}$

插拔次数/Mechanical working life (mating cycles) ≥ 500

据UL/CSA工作电压/Working voltage acc.to UL/CSA 600V

接插针/Contacts

材料/Material 铜/Copper alloy

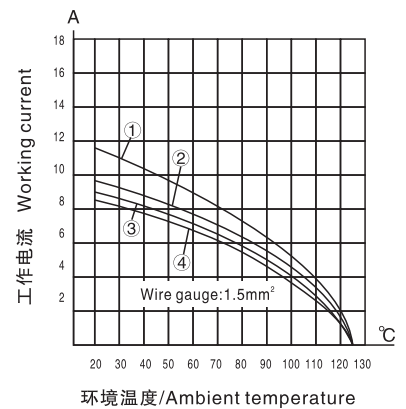
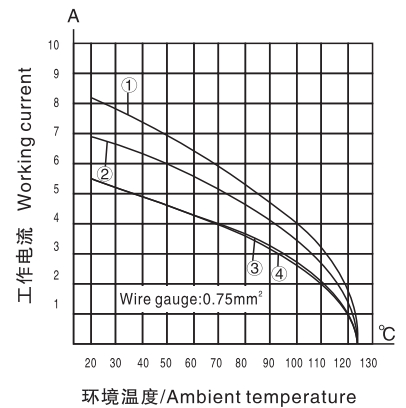
表面处理/Surface 镀金/Gold plated

镀银/Silver plated

接触电阻/Contact resistance $\leq 3\text{m}\Omega$

接线形式/Terminal 冷压压接/Crimp terminal

导线规格/Wire gauge 0.14-2.5mm²(AWG26-14)



①SO-HDD-024 ③SO-HDD-072
②SO-HDD-042 ④SO-HDD-108

SO-HDD


接插件针数

Number of contacts

24,42,72,108 + \oplus



TYPE SO-HDD-024-MC



TYPE SO-HDD-024-FC



TYPE SO-HDD-042-MC



TYPE SO-HDD-042-FC



TYPE

SO-HDD-072-MC



TYPE SO-HDD-072-FC



TYPE SO-HDD-108-MC



TYPE SO-HDD-108-FC

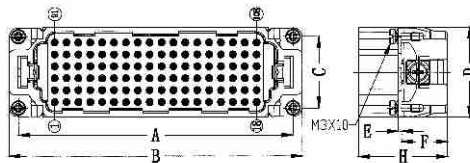
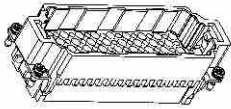
HDD

尺寸图

Drawing(Dimensions in mm)

公插体

Male insert (MC)

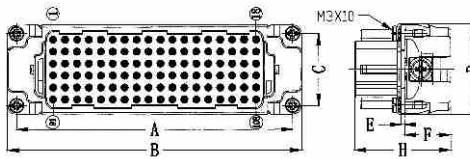
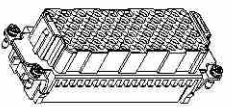


Male insert(M)

number of contacts	A	B	C	D	E	F	H
SO-HDD-024	44	51	27	34	1.2	17.4	33.6
SO-HDD-042	57	64	27	34	1.2	17.4	33.6
SO-HDD-072	77.5	84.5	27	34	1.2	17.4	33.6
SO-HDD-108	104	111	27	34	1.2	17.4	33.6

母插体

Female insert (FC)



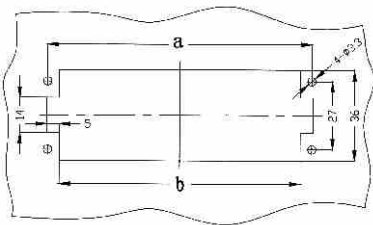
Female insert(F)

number of contacts	A	B	C	D	E	F	H
SO-HDD-024	44	51	27	34	1.2	17.4	36.1
SO-HDD-042	57	64	27	34	1.2	17.4	36.1
SO-HDD-072	77.5	84.5	27	34	1.2	17.4	36.1
SO-HDD-108	104	111	27	34	1.2	17.4	36.1

面板安装开孔图

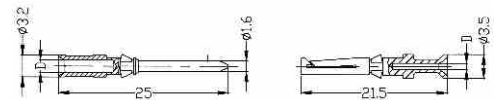
Panel cut out for inserts

for use without hoods/housings



Panel cut out

Size	a	b
SO-H6B	44	35
SO-H10B	57	48
SO-H16B	77.5	68.5
SO-H24B	104	95



Crimp contacts	Wire gauge	D	Stripping length
Gold plated	0.14-0.37mm ²	AWG 26-22	0.90mm
	0.5mm ²	AWG 20	1.10mm
	0.75mm ²	AWG 18	1.30mm
Silver plated	1.0mm ²	AWG 18	1.45mm
	1.5mm ²	AWG 16	1.75mm
	2.5mm ²	AWG 14	2.25mm

Note: 配套外壳 Suit hood/housing: Size H6B,H10B,H16B,H24B
 外壳详细参数见“外壳部分”
 Hood/Housing detail on "Hood/Housing" section


Note: 10A冷压针需另外订购, 订货号详情请参见第100页
 Crimp termina of 10A should order contacts
 pins separately,detail please refer to page 100

SO-HDD

接插件针数

Number of contacts

144,216 +

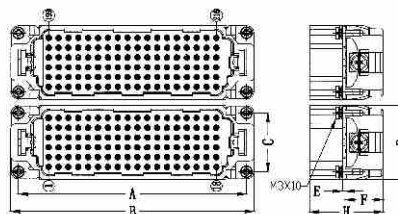
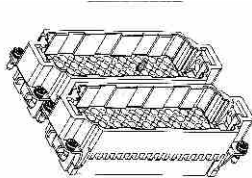


TYPE SO-HDD-144-MC SO-HDD-144-FC SO-HDD-216-MC SO-HDD-216-FC

尺寸图

Drawing(Dimensions in mm)

公插体
Male insert (MC)

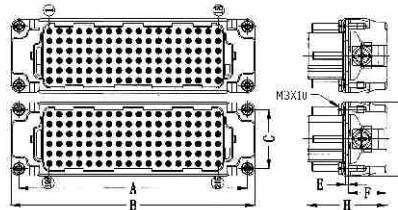
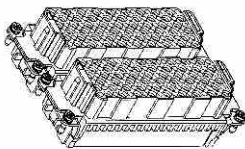


Male insert(M)

number of contacts	A	B	C	D	E	F	H
SO-HDD-144	77.5	84.5	27	34	1.2	17.4	33.6
SO-HDD-216	104	111	27	34	1.2	17.4	33.6

HDD

母插体
Female insert (FC)



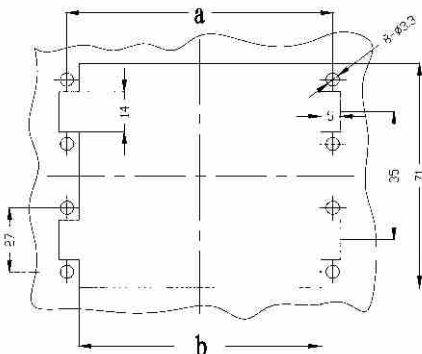
Female insert(F)

number of contacts	A	B	C	D	E	F	H
SO-HDD-144	77.5	84.5	27	34	1.2	17.4	36.1
SO-HDD-216	104	111	27	34	1.2	17.4	36.1

面板安装开孔图

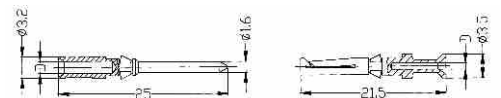
Panel cut out for inserts

for use without hoods/housings



Panel cut out

Size	a	b
SO-H32B	77.5	68.5
SO-H48B	104	95.0




Crimp contacts	Wire gauge	D	Stripping length
Gold plated	0.14-0.37mm ²	AWG 26-22	0.90mm
	0.5mm ²	AWG 20	1.10mm
	0.75mm ²	AWG 18	1.30mm
Silver plated	1.0mm ²	AWG 18	1.45mm
	1.5mm ²	AWG 16	1.75mm
	2.5mm ²	AWG 14	2.25mm

Note: 配套外壳 Suit hood/housing: Size H32B,H48B
外壳详细参数见“外壳部分”
Hood/Housing detail on "Hood/Housing" section

Note: 10A冷压针需另外订购, 订货号详情请参见第100页
Crimp termina of 10A should order contacts pins separately,detail please refer to page 100

HE 系列 常规型插芯 HE Series Standard inserts



技术参数/Technical characteristics

规范/认证 Specifications/Approvals

规范/Specifications	DIN EN 60 664 DIN EN 61 984
-------------------	--------------------------------

认证/Approvals	
--------------	---

插芯/Inserts

插插件针数/Number of contacts	6, 10, 16, 24, 32(2X16), 48(2X24)+PE
--------------------------	--------------------------------------

依据EN61 984的额定电压/Electrical date acc.to DIN EN 61 984

-额定电流/Rated current	16A
---------------------	-----

-额定电压/Rated voltage	500V
---------------------	------

-额定脉冲电压/Rated impulse voltage	6KV
-------------------------------	-----

-污染程度/Pollution degree	3
------------------------	---

-污染程度2时的参数/Pollution degrees 2 also	16A 400/690V 6KV 2
-------------------------------------	--------------------

依据UL/CSA额定电压/Rated voltage acc.to UL	600V
--------------------------------------	------

绝缘电阻/Insulation resistance	≥ 1010Ω
----------------------------	---------

材料/Material	聚碳酸酯/Polycarbonate
-------------	--------------------

工作温度范围/Limiting temperatures	-40℃...+125℃
------------------------------	--------------

依据UL94的阻燃等级/Flammability acc.to UL 94	V0
---------------------------------------	----

可拔插次数/Mechanical working life(mating cycles)	≥ 500
--	-------

插针/Contacts

材料/Material	铜合金/Copper alloy
-------------	------------------

表面处理/Surface	镀金/Hard-gold plated
--------------	---------------------

	镀银/Hard-silver plated
--	-----------------------

接触电阻/Contact resistance	≤ 1mΩ
-------------------------	-------

螺钉连接/Screw terminal

-导线规格/Wrie gauge	0.75-2.5mm ²
------------------	-------------------------

-AWG	18-14
------	-------

-拧紧/检测力矩/Tightening/Test torque	0.5Nm
---------------------------------	-------

-剥线长度/Stripping lenght	7.0mm
------------------------	-------

冷压连接/Crimp terminal

-导线规格/Wrie gauge	0.14-4.0mm ²
------------------	-------------------------

-AWG	26-12
------	-------

-剥线长度/Stripping length	7.5mm
------------------------	-------

弹片连接/Spring terminal

-导线规格/Wrie gauge	0.14-2.5mm ²
------------------	-------------------------

-AWG	26-14
------	-------

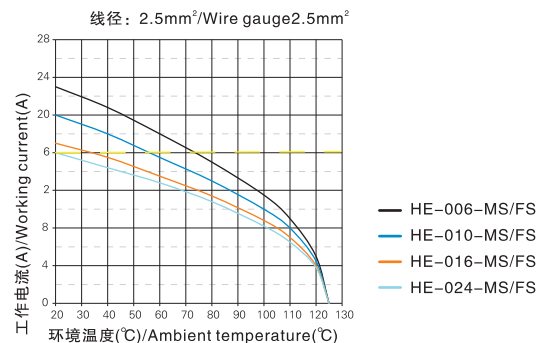
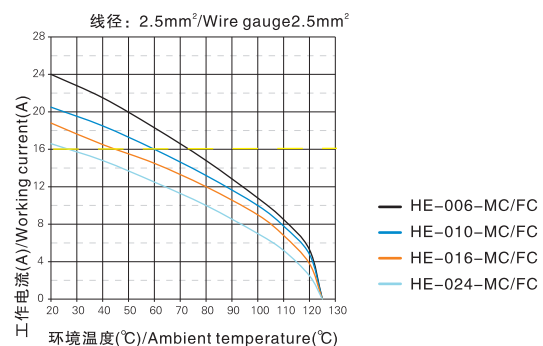
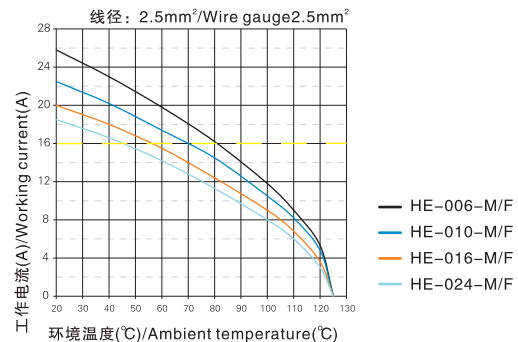
-剥线长度/Stripping lenght	7-9mm
------------------------	-------

电流负载能力/Current carrying capacity

电流负载能力所受的限制主要来自包装含接插针的接插体可承受的最大温度测试和控制过程依据DIN EN 60512-5

The current carrying is limited by maximum temperature of materials for inserts and contacts including terminals

Control and test procedures according to DIN EN60512-5



HE-006常规型插芯/HE-006 Standard inserts

500V 16A 6+⊕

插芯 inserts

螺丝连接/Screw terminal




插芯/inserts	型号/Type
公/Male	SO-HE-006-M
母/Female	SO-HE-006-F

冷压连接 冷压针需要另外订购 Crimp terminal/Order crimp contacts separately



插芯/inserts	型号/Type
公/Male	SO-HE-006-MC ¹⁾
母/Female	SO-HE-006-FC ¹⁾

公/Male	SO-HE-006-MC/N ²⁾
母/Female	SO-HE-006-FC/N ²⁾



插芯/inserts	型号/Type
公/Male	SO-HE-006-MS
母/Female	SO-HE-006-FS

公/Male	SO-HE-006-MS B
母/Female	SO-HE-006-FS B

双弹片连接(一针双接线)
Double spring connection(Two terminal per contact)Only suitable for high structure sheets

公/Male	SO-HE-006-MSS
母/Female	SO-HE-006-FSS

冷压针 Crimp contacts

16A 冷压针/16A Crimp contacts

接触电阻 ≤ 1mΩ
Contact resistance ≤ 1mΩ
镀银/Silver plated



镀金/Gold plated



公/Male	母/Female
CESM-0.37	CESF-0.37
CESM-0.50	CESF-0.50
CESM-0.75	CESF-0.75
CESM-1.0	CESF-1.0
CESM-1.5	CESF-1.5
CESM-2.5	CESF-2.5
CESM-3.0	CESF-3.0
CESM-4.0	CESF-4.0
CEGM-0.37	CEGF-0.37
CEGM-0.50	CEGF-0.50
CEGM-0.75	CEGF-0.75
CEGM-1.0	CEGF-1.0
CEGM-1.5	CEGF-1.5
CEGM-2.5	CEGF-2.5
CEGM-3.0	CEGF-3.0
CEGM-4.0	CEGF-4.0

工具/Tools

冷压钳
Crimping tool



退针器
Contact removal tool

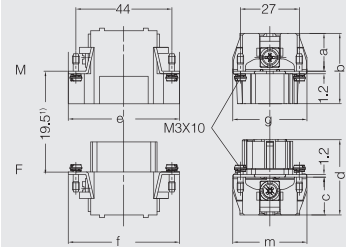


压接线径/Wire gauge	型号/Type
0.5-4mm ²	TL02G

压接线径: 0.14-0.37mm²请选择TL02G冷压钳
Wire gauge: 0.14-0.37mm² please select TL02G Crimping tool

适用类型/Application for crimp contacts 16A	型号/Type
	TL01

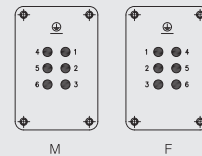
1) 接插体之间最大距离21mm
1) Distance for contact max. 21mm



	a	b	e	g	c	d	f	m
M/F	16	32.4	51	34	16.8	34.5	50.5	34
MC/FC	18	33	51	34	18	35	50.5	34
MCN/FCN	18.3	34	51	34	19	36	51	34
MS/FS	18	33.3	51	34	18.2	35.4	50.5	34
MSS/FSS	34.5	49.5	50	34	33.4	50	50	34
MS B / FS B	19.5	34.7	51	34	19	36.5	51	34

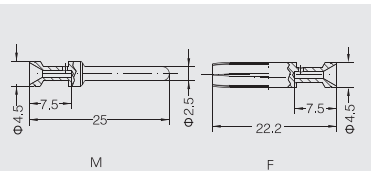
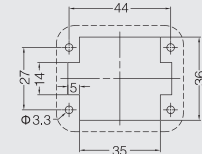
接插针排序

Contact arrangement view from termination side



面孔安装开孔图

Panel cut out for inserts for use without hoods/housings



标示	线规	剥线长度
no groove	0.14-0.37 mm ²	AWG 26-22 7.5mm
no groove	0.5 mm ²	AWG 20 7.5mm
1 groove	0.75 mm ²	AWG 18 7.5mm
1 groove	1 mm ²	AWG 18 7.5mm
2 grooves	1.5 mm ²	AWG 16 7.5mm
3 grooves	2.5 mm ²	AWG 14 7.5mm
wide groove	3 mm ²	AWG 12 7.5mm
no groove	4 mm ²	AWG 12 7.5mm

当线规小于0.75mm²时, 建议使用辅助装针工具TL15
When the wire gauge is less than 0.75mm², it's better to use the auxiliary pin assembly tool TL15.

注意事项: 冷压压接的工具关系到产品的品质稳定性, 请选择我司认证的工具。
Notes: The tools for crimp terminal may influence the product quality and stability, please select the tools recognized by our company.


Note: 配套外壳 Suit hood/housing: Size H6B, 外壳详细参数见“外壳部分”
Hood/Housing detail on "Hood/Housing" section

HE-010常规型插芯/HE-010 Standard inserts

500V 16A 10+


插芯 inserts

螺丝连接/Screw terminal




插芯/inserts	型号/Type
公/Male	SO-HE-010-M
母/Female	SO-HE-010-F

冷压连接 冷压针需要另外订购 Crimp terminal/Order crimp contacts separately



插芯/inserts	型号/Type
公/Male	SO-HE-010-MC ¹⁾
母/Female	SO-HE-010-FC ¹⁾


公/Male	SO-HE-010-MC/N ²⁾
母/Female	SO-HE-010-FC/N ²⁾



插芯/inserts	型号/Type
公/Male	SO-HE-010-MS
母/Female	SO-HE-010-FS



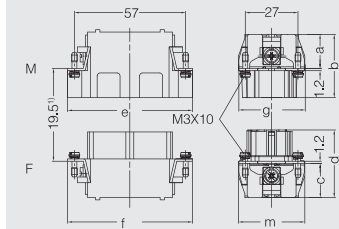
公/Male	SO-HE-010-MS B
母/Female	SO-HE-010-FS B



双弹片连接(一针双接线) Double spring connection(Two terminal per contact)Only suitable for high structure sheets	
公/Male	SO-HE-010-MSS
母/Female	SO-HE-010-FSS

1) 接插体之间最大距离21mm

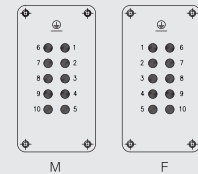
1) Distance for contact max. 21mm



	a	b	e	g	c	d	f	m
M/F	16.5	32	64.5	34	16.8	34.2	64	34
MC/FC	18	33	64	34	17.5	35.2	64	34
MS/FS	18.5	33.5	64	34	18.5	35.6	64	34
MSS/FSS	34	49	64	34	33.5	49.5	63	34
MS B / FS B	19	34.5	64	34	18.6	36	64	34

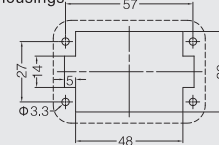
接插针排序

Contact arrangement view from termination side



面孔安装开孔图

Panel cut out for inserts for use without hoods/housings



HE

冷压针 Crimp contacts

16A 冷压针/16A Crimp contacts

接触电阻 ≤ 1mΩ
Contact resistance ≤ 1mΩ
镀银/Silver plated

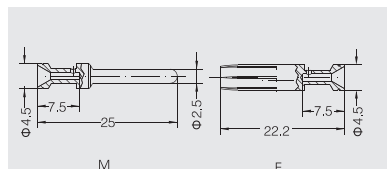


镀金/Gold plated



公/Male	母/Female
CESM-0.37	CESF-0.37
CESM-0.50	CESF-0.50
CESM-0.75	CESF-0.75
CESM-1.0	CESF-1.0
CESM-1.5	CESF-1.5
CESM-2.5	CESF-2.5
CESM-3.0	CESF-3.0
CESM-4.0	CESF-4.0

CEGM-0.37	CEGF-0.37
CEGM-0.50	CEGF-0.50
CEGM-0.75	CEGF-0.75
CEGM-1.0	CEGF-1.0
CEGM-1.5	CEGF-1.5
CEGM-2.5	CEGF-2.5
CEGM-3.0	CEGF-3.0
CEGM-4.0	CEGF-4.0



标示	线规	剥线长度
no groove	0.14-0.37 mm ²	AWG 26-22 7.5mm
no groove	0.5 mm ²	AWG 20 7.5mm
1 groove	0.75 mm ²	AWG 18 7.5mm
1 groove	1 mm ²	AWG 18 7.5mm
2 grooves	1.5 mm ²	AWG 16 7.5mm
3 grooves	2.5 mm ²	AWG 14 7.5mm
wide groove	3 mm ²	AWG 12 7.5mm
no groove	4 mm ²	AWG 12 7.5mm

当线规小于0.75mm²时, 建议使用辅助装针工具TL15.
When the wire gauge is less than 0.75mm², it's better to use the auxiliary pin assembly tool TL15.

工具/Tools

冷压钳
Crimping tool



退针器
Contact removal tool



压接线径/Wire gauge	型号/Type
0.5-4mm ²	TL02G

压接线径: 0.14-0.37mm²请选择TL02G冷压钳
Wire gauge: 0.14-0.37mm² please select TL02G Crimping tool

适用类型/Application	型号/Type
for crimp contacts 16A	TL01

注意事项: 冷压压接的工具关系到产品的品质稳定性, 请选择我司认证的工具。

Notes: The tools for crimp terminal may influence the product quality and stability. Please select the tools recognized by our company.

Note: 配套外壳 Suit hood/housing: Size H10B, 外壳详细参数见“外壳部分” Hood/Housing detail on "Hood/Housing" section

HE-016常规型插芯/HE-016 Standard inserts

500V 16A 16+


插芯 inserts

螺丝连接/Screw terminal



插芯/inserts	型号/Type
公/Male	SO-HE-016-M
母/Female	SO-HE-016-F

冷压连接 冷压针需要另外订购 Crimp terminal/Order crimp contacts separately



插芯/inserts	型号/Type
公/Male	SO-HE-016-MC ¹⁾
母/Female	SO-HE-016-FC ¹⁾


公/Male	SO-HE-016-MC/N ²⁾
母/Female	SO-HE-016-FC/N ²⁾

插芯/inserts	型号/Type
公/Male	SO-HE-016-MS
母/Female	SO-HE-016-FS

公/Male	SO-HE-016-MS B
母/Female	SO-HE-016-FS B

双弹片连接(一针双接线)
Double spring connection (Two terminal per contact) Only suitable for high structure sheels

公/Male	SO-HE-016-MSS
母/Female	SO-HE-016-FSS



冷压针 Crimp contacts

16A 冷压针/16A Crimp contacts

接触电阻 ≤ 1mΩ
Contact resistance ≤ 1mΩ
镀银/Silver plated



镀金/Gold plated



公/Male	母/Female
CESM-0.37	CESF-0.37
CESM-0.50	CESF-0.50
CESM-0.75	CESF-0.75
CESM-1.0	CESF-1.0
CESM-1.5	CESF-1.5
CESM-2.5	CESF-2.5
CESM-3.0	CESF-3.0
CESM-4.0	CESF-4.0

CEGM-0.37	CEGF-0.37
CEGM-0.50	CEGF-0.50
CEGM-0.75	CEGF-0.75
CEGM-1.0	CEGF-1.0
CEGM-1.5	CEGF-1.5
CEGM-2.5	CEGF-2.5
CEGM-3.0	CEGF-3.0
CEGM-4.0	CEGF-4.0

工具/Tools

冷压钳
Crimping tool



退针器
Contact removal tool

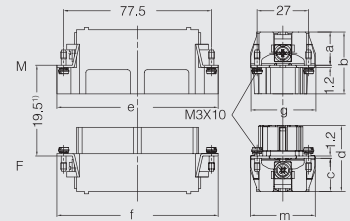


压接线径/Wire gauge	型号/Type
0.5-4mm ²	TL02G

压接线径: 0.14-0.37mm²请选择TL02G冷压钳
Wire gauge: 0.14-0.37mm² please select TL02G Crimping tool

适用类型/Application	型号/Type
for crimp contacts 16A	TL01


1) 接插体之间最大距离21mm
1) Distance for contact mas. 21mm



	a	b	e	g	c	d	f	m
M/F	17	32.5	84.2	34	17	34.5	84.2	33.5
MC/FC	18	33.5	84.5	34	18	35	84.5	34
MS/FSS	18	33.7	84.5	34	18.2	35.5	84.5	34
MSS/FSS	34.3	49	84.5	34	32.2	49	84.5	34
MS B / FS B	19.6	34.7	84.3	34	18.6	36	84.5	34

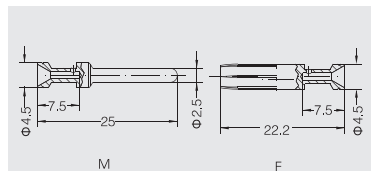
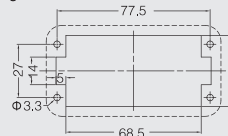
接插针排序

Contact arrangement view from termination side



面孔安装开孔图

Panel cut out for inserts for use without hoods/ housings



标示	线规	剥线长度	
no groove	0.14-0.37 mm ²	AWG 26-22	7.5mm
no groove	0.5 mm ²	AWG 20	7.5mm
1 groove	0.75 mm ²	AWG 18	7.5mm
1 groove	1 mm ²	AWG 18	7.5mm
2 grooves	1.5 mm ²	AWG 16	7.5mm
3 grooves	2.5 mm ²	AWG 14	7.5mm
wide groove	3 mm ²	AWG 12	7.5mm
no groove	4 mm ²	AWG 12	7.5mm

当线规小于0.75mm²时, 建议使用辅助装针工具TL15.
When the wire gauge is less than 0.75mm², it's better to use the auxiliary pin assembly tool TL15.

注意事项: 冷压压接的工具关系到产品的品质稳定性, 请选择我司认证的工具。
Notes: The tools for crimp terminal may influence the product quality and stability, please select the tools recognized by our company.

Note: 配套外壳 Suit hood/housing: Size H16B, 外壳详细参数见“外壳部分”
Hood/Housing detail on "Hood/Housing" section

HE-024常规型插芯/HE-024 Standard inserts

500V 16A 24+

插芯 inserts

螺丝连接/Screw terminal



插芯/inserts	型号/Type
公/Male	SO-HE-024-M
母/Female	SO-HE-024-F

冷压连接 冷压针需要另外订购 Crimp terminal/Order crimp contacts separately



插芯/inserts	型号/Type
公/Male	SO-HE-024-MC ¹⁾
母/Female	SO-HE-024-FC ¹⁾




插芯/inserts	型号/Type
公/Male	SO-HE-024-MS
母/Female	SO-HE-024-FS



公/Male	SO-HE-024-MS B
母/Female	SO-HE-024-FS B

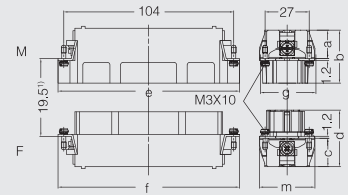
双弹片连接(一针双接线)
Double spring connection (Two terminal per contact) Only suitable for high structure sheels



公/Male	SO-HE-024-MSS
母/Female	SO-HE-024-FSS

1) 接插体之间最大距离21mm


1) Distance for contact max. 21mm



	a	b	e	g	c	d	f	m
M/F	17	32.5	111	33.5	17	34.5	111	33.5
MC/FC	18.3	33.5	111	34	18.3	35.5	111	34
MS/FS	18.5	33.6	111	34	18.5	35.6	111	34
MSS/FSS	34	49	110	34	32	49	110	34
MS B / FS B	19.6	34.7	111	34	19	36.2	111	34

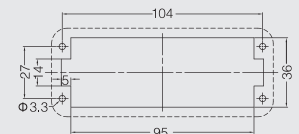
接插针排序

Contact arrangement view from termination side



面孔安装开孔图

Panel cut out for inserts for use without hoods/housings



HE

冷压针 Crimp contacts

16A 冷压针/16A Crimp contacts

接触电阻 ≤ 1mΩ
Contact resistance ≤ 1mΩ
镀银/Silver plated



镀金/Gold plated



公/Male	母/Female
CESM-0.37	CESF-0.37
CESM-0.50	CESF-0.50
CESM-0.75	CESF-0.75
CESM-1.0	CESF-1.0
CESM-1.5	CESF-1.5
CESM-2.5	CESF-2.5
CESM-3.0	CESF-3.0
CESM-4.0	CESF-4.0

CEGM-0.37	CEGF-0.37
CEGM-0.50	CEGF-0.50
CEGM-0.75	CEGF-0.75
CEGM-1.0	CEGF-1.0
CEGM-1.5	CEGF-1.5
CEGM-2.5	CEGF-2.5
CEGM-3.0	CEGF-3.0
CEGM-4.0	CEGF-4.0

工具/Tools

冷压钳
Crimping tool



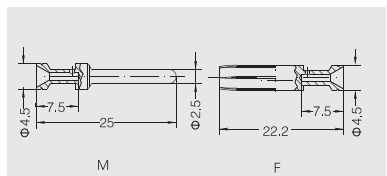
退针器
Contact removal tool



压接线径/Wire gauge	型号/Type
0.5-4mm ²	TL02G

压接线径: 0.14-0.37mm² 请选择 TL02G 冷压钳
Wire gauge: 0.14-0.37mm² please select TL02G Crimping tool

适用类型/Application	型号/Type
for crimp contacts 16A	TL01



标示	线规	剥线长度
no groove	0.14-0.37 mm ²	AWG 26-22 7.5mm
no groove	0.5 mm ²	AWG 20 7.5mm
1 groove	0.75 mm ²	AWG 18 7.5mm
1 groove	1 mm ²	AWG 18 7.5mm
2 grooves	1.5 mm ²	AWG 16 7.5mm
3 grooves	2.5 mm ²	AWG 14 7.5mm
wide groove	3 mm ²	AWG 12 7.5mm
no groove	4 mm ²	AWG 12 7.5mm

当线规小于0.75mm²时, 建议使用辅助装针工具TL15.
When the wire gauge is less than 0.75mm², it's better to use the auxiliary pin assembly tool TL15.

注意事项: 冷压压接的工具关系到产品的品质稳定性, 请选择我司认证的工具。

Notes: The tools for crimp terminal may influence the product quality and stability, please select the tools recognized by our company.

Note: 配套外壳 Suit hood/housing: Size H24B, 外壳详细参数见“外壳部分”
Hood/Housing detail on "Hood/Housing" section

HE-032常规型插芯/HE-032 Standard inserts

500V 16A 32+

插芯 inserts

螺丝连接/Screw terminal



插芯/inserts	型号/Type
公/Male	SO-HE-016-M
	SO-HE-016-M(17-32)
母/Female	SO-HE-016-F
	SO-HE-016-F(17-32)

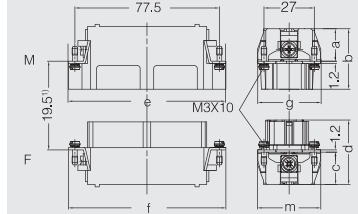
冷压连接 冷压针需要另外订购 Crimp terminal/Order crimp contacts separately



插芯/inserts	型号/Type
公/Male	SO-HE-016-MC
	SO-HE-016-MC(17-32) ¹⁾
母/Female	SO-HE-016-FC
	SO-HE-016-FC(17-32) ¹⁾

1)接插体之间最大距离21mm


1)Distance for contact mas.21mm



	a	b	e	g	c	d	f	m
M/F	17	32.5	84.2	34	17	34.5	84.2	33.5
MC/FC	18	33.5	84.5	34	18	35	84.5	34
MS/FS	18	33.7	84.5	34	18.2	35.5	84.5	34
MSS/FSS	34.3	49	84.5	34	32.2	49	84.5	34
MS B / FS B	19.6	34.7	84.3	34	18.6	36	84.5	34

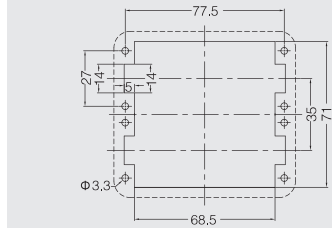
接插针排序

Contact arrangement view from termination side



面孔安装开孔图

Panel cut out for inserts for use without hoods/housings



插芯/inserts	型号/Type
公/Male	SO-HE-016-MS
	SO-HE-016-MS(17-32)
母/Female	SO-HE-016-FS
	SO-HE-016-FS(17-32)

公/Male	SO-HE-016-MS B
	SO-HE-016-MS B(17-32)
母/Female	SO-HE-016-FS B
	SO-HE-016-FS B(17-32)

双弹片连接(一针双接线)

Double spring connection(Two terminal per contact)Only suitable for high structure sheets

公/Male	SO-HE-016-MSS
	SO-HE-016-MSS(17-32)
母/Female	SO-HE-016-FSS
	SO-HE-016-FSS(17-32)

冷压针 Crimp contacts

16A 冷压针/16A Crimp contacts

接触电阻 ≤ 1mΩ
Contact resistance ≤ 1mΩ
镀银/Silver plated

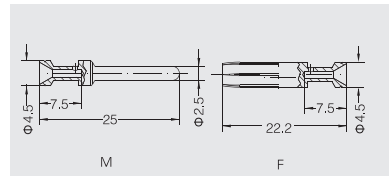


镀金/Gold plated



公/Male	母/Female
CESM-0.37	CESF-0.37
CESM-0.50	CESF-0.50
CESM-0.75	CESF-0.75
CESM-1.0	CESF-1.0
CESM-1.5	CESF-1.5
CESM-2.5	CESF-2.5
CESM-3.0	CESF-3.0
CESM-4.0	CESF-4.0

CEGM-0.37	CEGF-0.37
CEGM-0.50	CEGF-0.50
CEGM-0.75	CEGF-0.75
CEGM-1.0	CEGF-1.0
CEGM-1.5	CEGF-1.5
CEGM-2.5	CEGF-2.5
CEGM-3.0	CEGF-3.0
CEGM-4.0	CEGF-4.0



标示	线规	剥线长度
no groove	0.14-0.37 mm ²	AWG 26-22 7.5mm
no groove	0.5 mm ²	AWG 20 7.5mm
1 groove	0.75 mm ²	AWG 18 7.5mm
1 groove	1 mm ²	AWG 18 7.5mm
2 grooves	1.5 mm ²	AWG 16 7.5mm
3 grooves	2.5 mm ²	AWG 14 7.5mm
wide groove	3 mm ²	AWG 12 7.5mm
no groove	4 mm ²	AWG 12 7.5mm

当线规小于0.75mm²时, 建议使用辅助装针工具TL15。
When the wire gauge is less than 0.75mm², it's better to use the auxiliary pin assembly tool TL15.

工具/Tools

冷压钳
Crimping tool



退针器
Contact removal tool



压接线径/Wire gauge	型号/Type
0.5-4mm ²	TL02G

压接线径: 0.14-0.37mm²请选择TL02G冷压钳
Wire gauge: 0.14-0.37mm² please select TL02G Crimping tool

适用类型/Application for crimp contacts 16A	型号/Type
	TL01

注意事项: 冷压压接的工具关系到产品的品质稳定性, 请选择我司认证的工具。

Notes: The tools for crimp terminal may influence the product quality and stability, please select the tools recognized by our company.


Note: 配套外壳 Suit hood/housing: Size H32B, 外壳详细参数见“外壳部分” Hood/Housing detail on "Hood/Housing" section

HE-048常规型插芯/HE-048Standard inserts

500V 16A 48+

插芯 inserts


螺丝连接/Screw terminal




插芯/inserts	型号/Type
公/Male	SO-HE-024-M
	SO-HE-024-M(25-48)
母/Female	SO-HE-024-F
	SO-HE-024-F(25-48)

冷压连接 冷压针需要另外订购

Crimp terminal/Order crimp contacts separately



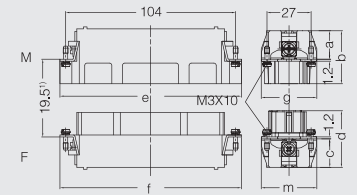
插芯/inserts	型号/Type
公/Male	SO-HE-024-MC
	SO-HE-024-MC(25-48) ¹⁾
母/Female	SO-HE-024-FC
	SO-HE-024-FC(25-48) ¹⁾



插芯/inserts	型号/Type
公/Male	SO-HE-024-MS
	SO-HE-024-MS(25-48)
母/Female	SO-HE-024-FS
	SO-HE-024-FS(25-48)
公/Male	SO-HE-024-MS B
	SO-HE-024-MS B(25-48)
母/Female	SO-HE-024-FS B
	SO-HE-024-FS B(25-48)
公/Male	SO-HE-024-MSS
	SO-HE-024-MSS(25-48)
母/Female	SO-HE-024-FSS
	SO-HE-024-FSS(25-48)

1)接插体之间最大距离21mm

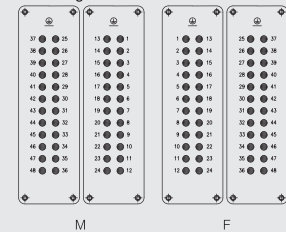
1)Distance for contact max.21mm



	a	b	e	g	c	d	f	m
M/F	17	32.5	111	33.5	17	34.5	111	33.5
MC/FC	18.3	33.5	111	34	18.3	35.5	111	34
MS/FS	18.5	33.6	111	34	18.5	35.6	111	34
MSS/FSS	34	49	110	34	32	49	110	34
MS B / FS B	19.6	34.7	111	34	19	36.2	111	34

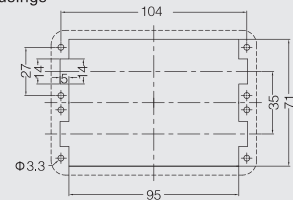
接插针排序

Contact arrangement view from termination side



面孔安装开孔图

Panel cut out for inserts for use withhoods/housings



HE

冷压针 Crimp contacts

16A 冷压针/16A Crimp contacts

接触电阻 ≤ 1mΩ
Contact resistance ≤ 1mΩ
镀银/Silver plated



镀金/Gold plated



公/Male	母/Female
CESM-0.37	CESF-0.37
CESM-0.50	CESF-0.50
CESM-0.75	CESF-0.75
CESM-1.0	CESF-1.0
CESM-1.5	CESF-1.5
CESM-2.5	CESF-2.5
CESM-3.0	CESF-3.0
CESM-4.0	CESF-4.0
CEGM-0.37	CEGF-0.37
CEGM-0.50	CEGF-0.50
CEGM-0.75	CEGF-0.75
CEGM-1.0	CEGF-1.0
CEGM-1.5	CEGF-1.5
CEGM-2.5	CEGF-2.5
CEGM-3.0	CEGF-3.0
CEGM-4.0	CEGF-4.0

工具/Tools

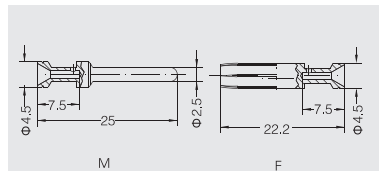
冷压钳
Crimping tool



退针器
Contact removal tool



压接线径/Wire gauge	型号/Type
0.5-4mm ²	TL02G
压接线径: 0.14-0.37mm ² 请选择TL02G冷压钳 Wire gauge: 0.14-0.37mm ² please select TL02G Crimping tool	
适用类型/Application	型号/Type
for crimp contacts 16A	TL01



标示	线规	剥线长度
no groove	0.14-0.37 mm ²	AWG 26-22 7.5mm
no groove	0.5 mm ²	AWG 20 7.5mm
1 groove	0.75 mm ²	AWG 18 7.5mm
1 groove	1 mm ²	AWG 18 7.5mm
2 grooves	1.5 mm ²	AWG 16 7.5mm
3 grooves	2.5 mm ²	AWG 14 7.5mm
wide groove	3 mm ²	AWG 12 7.5mm
no groove	4 mm ²	AWG 12 7.5mm


当线规小于0.75mm²时, 建议使用辅助装针工具TL15.
When the wire gauge is less than 0.75mm², it's better to use the auxiliary pin assembly tool TL15.

注意事项: 冷压压接的工具关系到产品的品质稳定性, 请选择我认可的工。
Notes: The tools for crimp terminal may influence the product quality and stability, Please select the tools recognized by our company.

Note: 配套外壳 Suit hood/housing: Size H48B, 外壳详细参数见“外壳部分”
Hood/Housing detail on "Hood/Housing" section

HEE | 技术特性

Technical characteristics



电流负载能力

Current carrying capacity

电流负载能力所受的限制主要来自包含接插针的接插体可承受的最大温度
The current carrying is limited by maximum temperature of materials for inserts and contacts including terminals

测试和控制过程依据DIN IEC 60512-5
Control and test procedures according to DIN IEC 60512-5

规范/Specifications

接插体/Inserts

接插件针数/Number of contacts

DIN EN 60 664

DIN EN 61 984

10, 18, 32, 46, 64, 92
64(2x32), 92(2x46)+PE

工作电流/Working current

(见负载图/See current carrying capacity)

工作电压/Working voltage

污染等级/Pollution degree

额定脉冲耐受电压/Rated impulse voltage

绝缘电阻/Insulation resistance

材料/Material

阻燃等级UL94/Flammability acc.to(UL94)

工作温度范围/Limiting temperatures

插拔次数/Mechanical working life (mating cycles)

据UL/CSA工作电压/Working voltage acc.to UL/CSA

16A 500V 3 6KV

$\geq 10^{10}\Omega$

Polycarbonate

V0

$-40^{\circ}\text{C} \sim +125^{\circ}\text{C}$

≥ 500

600V

接插针/Contacts

材料/Material

表面处理/Surface

接触电阻/Contact resistance

接线形式/Terminal

导线规格/Wire gauge

剥线长度/Stripping length

铜/Copper alloy

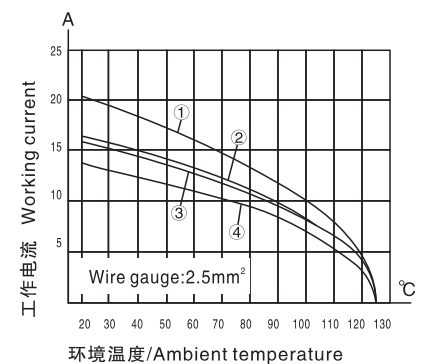
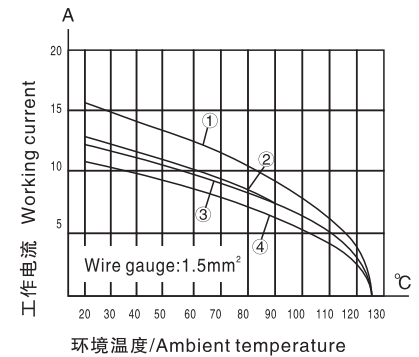
镀银/Silver plated

$\leq 1\text{m}\Omega$

冷压压接/Crimp terminal

0.14-4.0mm²(AWG26-12)

7.5mm



①SO-HEE-010 ③SO-HEE-032
②SO-HEE-018 ④SO-HEE-046


SO-HEE

接插件针数

Number of contacts

10,18,32,46 +

插芯/Insert 500V 16A



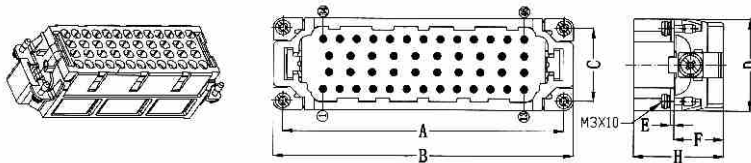
尺寸图

Drawing(Dimensions in mm)

HEE

公插体

Male insert (MC)

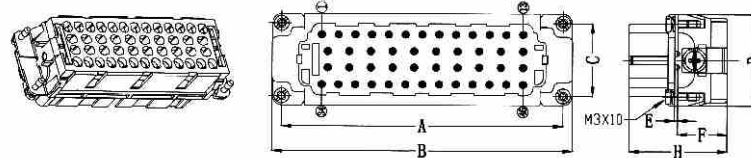


Male insert(M)

number of contacts	A	B	C	D	E	F	H
SO-HEE-010	44	51	27	34	1.2	18.3	33.3
SO-HEE-018	57	64	27	34	1.2	18.3	33.3
SO-HEE-032	77.5	84.5	27	34	1.2	18.3	33.3
SO-HEE-046	104	111	27	34	1.2	18.3	33.3

母插体

Female insert (FC)



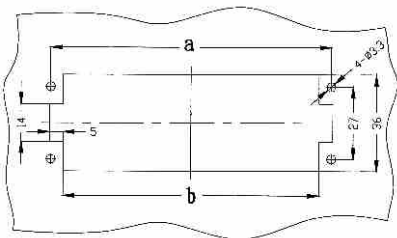
Female insert(F)

number of contacts	A	B	C	D	E	F	H
SO-HEE-010	44	51	27	34	1.2	18.2	36.2
SO-HEE-018	57	64	27	34	1.2	18.2	36.2
SO-HEE-032	77.5	84.5	27	34	1.2	18.2	36.2
SO-HEE-046	104	111	27	34	1.2	18.2	36.2

面板安装开孔图

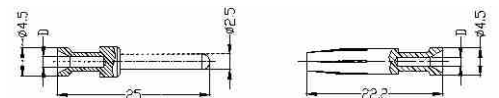
Panel cut out for inserts

for use without hoods/housings



Panel cut out

Size	a	b
SO-H6B	44	35
SO-H10B	57	48
SO-H16B	77.5	68.5
SO-H24B	104	95



Crimp contacts	Wire gauge	D	Stripping length
Gold plated	0.14~0.37mm ²	AWG 26-22	0.90mm
	0.5mm ²	AWG 20	1.10mm
	0.75mm ²	AWG 18	1.30mm
Silver plated	1.0mm ²	AWG 18	1.45mm
	1.5mm ²	AWG 16	1.75mm
	2.5mm ²	AWG 14	2.25mm
	3.0mm ²	AWG 12	2.55mm
	4.0mm ²	AWG 12	2.85mm

Note: 配套外壳 Suit hood/housing: Size H6B,H10B,H16B,H24B
 外壳详细参数见“外壳部分”
 Hood/Housing detail on "Hood/Housing" section


Note: 16A冷压针需另外订购, 订货号详情请参见第101页
 Crimp termina of 16A should order contacts
 pins separately,detail please refer to page 101

SO-HEE

插芯/Insert 500V 16A

接插件针数
Number of contacts

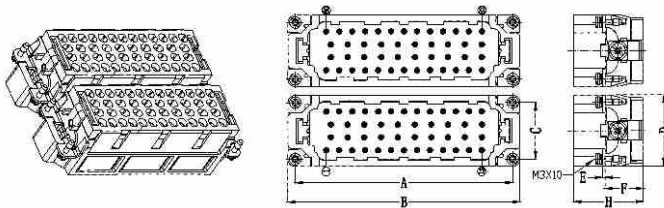
64,92+



TYPE SO-HEE-064-MC SO-HEE-064-FC SO-HEE-092-MC SO-HEE-092-FC

尺寸图
Drawing
(Dimensions in mm)

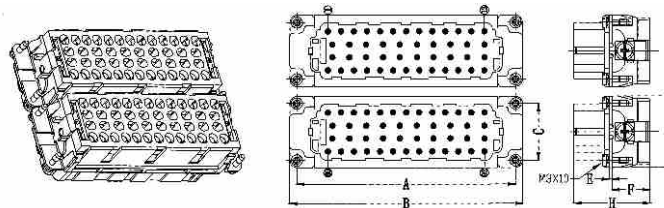
公插体
Male insert (MC)



Male insert(M)

number of contacts	A	B	C	D	E	F	H
SO-HEE-064	77.5	84.5	27	34	1.2	18.3	33.3
SO-HEE-092	104	111	27	34	1.2	18.3	33.3

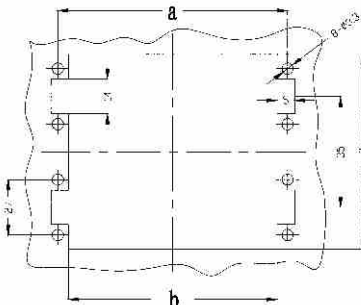
母插体
Female insert (FC)



Female insert(F)

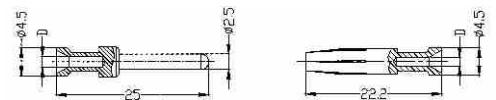
number of contacts	A	B	C	D	E	F	H
SO-HEE-064	77.5	84.5	27	34	1.2	18.2	36.2
SO-HEE-092	104	111	27	34	1.2	18.2	36.2

面板安装开孔图
Panel cut out for inserts
for use without hoods/housings



Panel cut out

Size	a	b
SO-H32B	77.5	68.5
SO-H48B	104	95



Crimp contacts	Wire gauge	D	Stripping length
Gold plated	0.14-0.37mm ²	AWG 26-22	0.90mm
	0.5mm ²	AWG 20	1.10mm
	0.75mm ²	AWG 18	1.30mm
Silver plated	1.0mm ²	AWG 18	1.45mm
	1.5mm ²	AWG 16	1.75mm
	2.5mm ²	AWG 14	2.25mm
	3.0mm ²	AWG 12	2.55mm
	4.0mm ²	AWG 12	2.85mm


Note: 配套外壳 Suit hood/housing: Size H32B,H48B
外壳详细参数见“外壳部分”
Hood/Housing detail on "Hood/Housing" section

Note: 16A冷压针需另外订购, 订货号详情请参见第101页
Crimp termina of 16A should order contacts pins separately,detail please refer to page 101

HEE

HSB | 技术特性

Technical characteristics



电流负载能力

Current carrying capacity

电流负载能力所受的限制主要来自包含接插针的接插体可承受的最大温度
The current carrying is limited by maximum temperature of materials for inserts and contacts including terminals

测试和控制过程依据DIN IEC 60512-5
Control and test procedures according to DIN IEC 60512-5

规范/Specifications

HSB

接插体/Inserts

接插件针数/Number of contacts

工作电流/Working current

(见负载图/See current carrying capacity)

工作电压/Working voltage

污染等级/Pollution degree

额定脉冲耐受电压/Rated impulse voltage

绝缘电阻/Insulation resistance

材料/Material

阻燃等级UL94/Flammability acc.to(UL94)

工作温度范围/Limiting temperatures

插拔次数/Mechanical working life (mating cycles)

据UL/CSA工作电压/Working voltage acc.to UL/CSA

DIN EN 60 664

DIN EN 61 984

6, 12, (2X6)+PE

35A 400V/690V 3 6KV

$\geq 10^{10} \Omega$

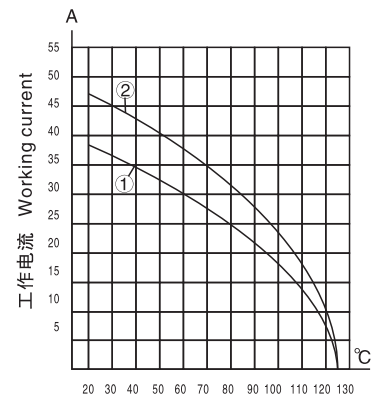
Polycarbonate

V0

$-40^{\circ}\text{C} \sim +125^{\circ}\text{C}$

≥ 500

600V



环境温度/Ambient temperature

① wire gauge: 4.0mm²

② wire gauge: 6.0mm²

接插针/Contacts

材料/Material

表面处理/Surface

接触电阻/Contact resistance

接线形式/Terminal

导线规格/Wire gauge

螺钉拧紧力矩/Screw terminal tightening

铜/Copper alloy

镀银/Silver plated

$\leq 1\text{m}\Omega$

螺钉连接/Screw terminal

4.0-6.0mm²(AWG12-10)

1.2Nm


SO-HSB

插芯/Insert 400/690V 35A

接插件针数

Number of contacts

6, 12(2X6)+ 



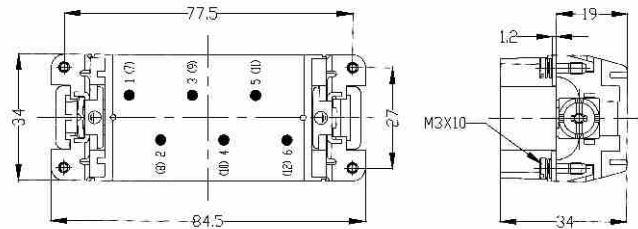
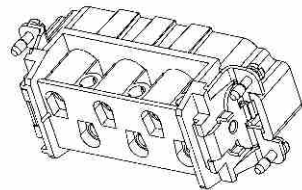
TYPE	SO-HSB-006-M	SO-HSB-006-F	SO-HSB-012-M	SO-HSB-012-F
------	--------------	--------------	--------------	--------------

尺寸图

Drawing (Dimensions in mm)

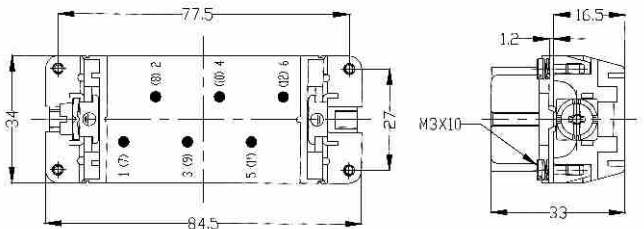
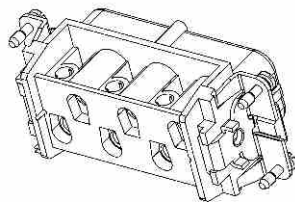
公插体

Male insert (M)



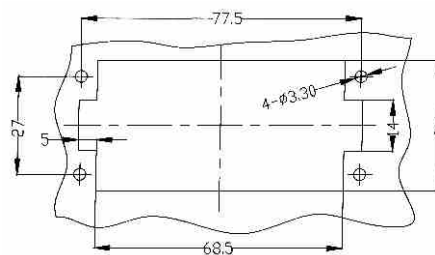
母插体

Female insert (F)



面板安装开孔图

Panel cut out for inserts
for use without hoods/housings



Note: 配套外壳 Suit hood/housing: Size H16B, H32B
外壳详细参数见“外壳部分”
Hood/Housing detail on "Hood/Housing" section

HSB

HQ | 技术特性

Technical characteristics



电流负载能力

Current carrying capacity

电流负载能力所受的限制主要来自包含接插针的接插体可承受的最大温度
The current carrying is limited by maximum temperature of materials for inserts and contacts including terminals

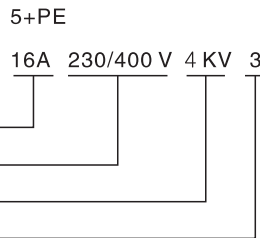
测试和控制过程依据DIN IEC 60512-5
Control and test procedures according to DIN IEC 60512-5

规范/Specifications

DIN EN 60 664
DIN EN 61 984

接插体/Inserts

接插件针数/Number of contacts



工作电流/Working current

工作电压/Working voltage

额定脉冲耐受电压/Rated impulse voltage

污染等级/Pollution degree

当污染程度2时参数/Pollution degree 2 also

绝缘电阻/Insulation resistance

材料/Material

阻燃等级UL94/Flammability acc.to(UL94)

工作温度范围/Limiting temperatures

插拔次数/Mechanical working life (mating cycles)

据UL/CSA工作电压/Working voltage acc.to UL/CSA

16A 320/500 V 4KV 2

$\geq 10^{10} \Omega$

Polycarbonate

V0

-40°C ~ +125°C

≥ 500

600V

接插针/Contacts

材料/Material

表面处理/Surface

接触电阻/Contact resistance

接线形式/Terminal

导线规格/Wire gauge

PE导线规格/Wire gauge

铜/Copper alloy

镀金/Gold plated

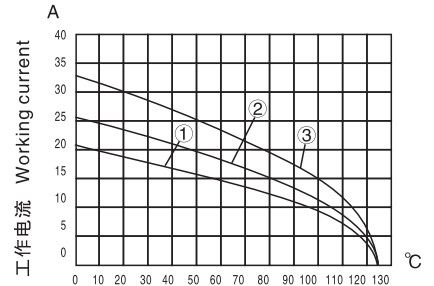
镀银/Silver plated

$\leq 1m\Omega$

冷压压接/Crimp terminal

0.14-4.0mm²(AWG26-12)

2.5mm²(AWG14)



环境温度/Ambient temperature

Wire gauge: ① 1.0mm²

② 1.5mm²

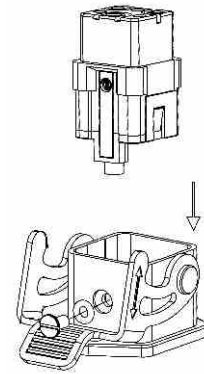
③ 2.5mm²

SO-HQ

接插件针数
Number of contacts

5 +

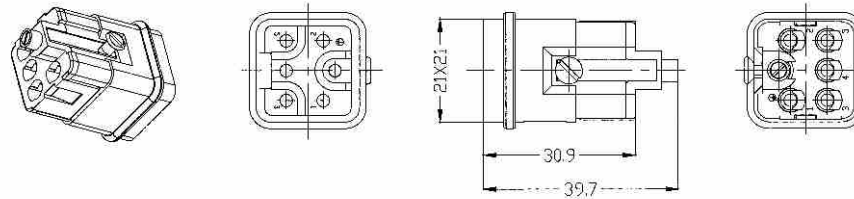
插芯/Insert 230/400V 16A



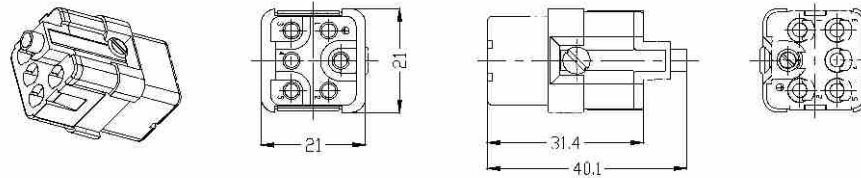
TYPE SO-HQ-005/0-MC SO-HQ-005/0-FC 安装示意图
Mounting example

尺寸图
Drawing (Dimensions in mm)

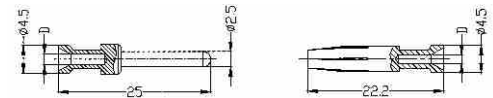
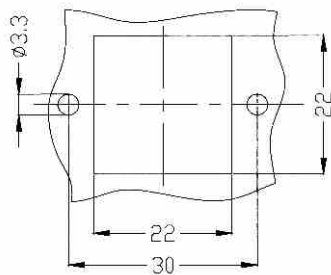
公插体
Male insert (MC)



母插体
Female insert (FC)



面板安装开孔图
Panel cut out for inserts
for use without hoods/housings



Crimp contacts	Wire gauge		D	Stripping length
Gold plated	0.14-0.37mm ²	AWG 26-22	0.90mm	7.5mm
	0.5mm ²	AWG 20	1.10mm	7.5mm
Silver plated	0.75mm ²	AWG 18	1.30mm	7.5mm
	1.0mm ²	AWG 18	1.45mm	7.5mm
	1.5mm ²	AWG 16	1.75mm	7.5mm
	2.5mm ²	AWG 14	2.25mm	7.5mm
	3.0mm ²	AWG 12	2.55mm	7.5mm
	4.0mm ²	AWG 12	2.85mm	7.5mm


Note: 配套外壳 Suit hood/housing: Size H3A
外壳详细参数见“外壳部分”
Hood/Housing detail on "Hood/Housing" section

Note: 16A冷压针需另外订购, 订货号详情请参见第101页
Crimp termina of 16A should order contacts
pins separately, detail please refer to page 101

HQ

HQ | 技术特性

Technical characteristics



电流负载能力

Current carrying capacity

电流负载能力所受的限制主要来自包含接插针的接插体可承受的最大温度
The current carrying is limited by maximum temperature of materials for inserts and contacts including terminals

测试和控制过程依据DIN IEC 60512-5
Control and test procedures according to DIN IEC 60512-5

规范/Specifications

DIN EN 60 664
DIN EN 61 984

接插体/Inserts

接插件针数/Number of contacts

7+PE
10A 400 V 6 KV 3

工作电流/Working current

工作电压/Working voltage

额定脉冲耐受电压/Rated impulse voltage

污染等级/Pollution degree

当污染程度2时参数/Pollution degree 2 also

绝缘电阻/Insulation resistance

材料/Material

阻燃等级UL94/Flammability acc.to(UL94)

工作温度范围/Limiting temperatures

插拔次数/Mechanical working life (mating cycles)

据UL/CSA工作电压/Working voltage acc.to UL/CSA

10A 400/690 V 6KV 2
≥10¹⁰Ω
Polycarbonate
V0
-40°C ~ +125°C
≥500
600V

接插针/Contacts

材料/Material

表面处理/Surface

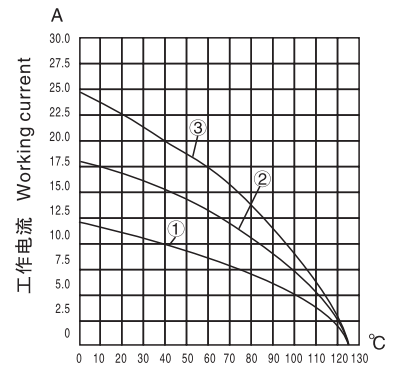
接触电阻/Contact resistance

接线形式/Terminal

导线规格/Wire gauge

PE导线规格/Wire gauge

铜/Copper alloy
镀金/Gold plated
镀银/Silver plated
≤3mΩ
冷压压接/Crimp terminal
0.14-2.5mm²(AWG26-14)
2.5mm²(AWG14)



环境温度/Ambient temperature

Wire gauge: ① 0.75mm²

② 1.5mm²

③ 2.5mm²

SO-HQ

接插件针数
Number of contacts

7 +

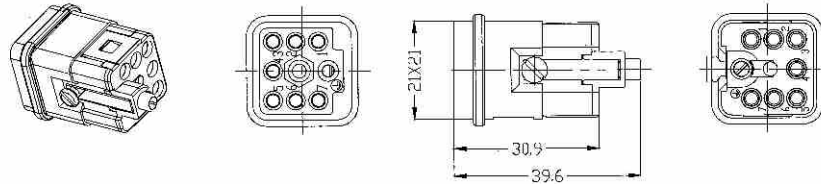
插芯/Insert 400V 10A



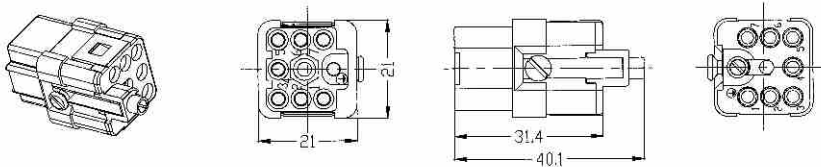
TYPE SO-HQ-007/0-MC SO-HQ-007/0-FC SO-KRCP-Q7M SO-KRCP-Q7F

尺寸图
Drawing (Dimensions in mm)

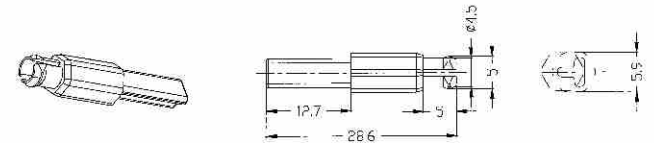
公插体
Male insert (MC)




母插体
Female insert (FC)



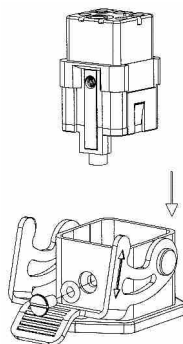
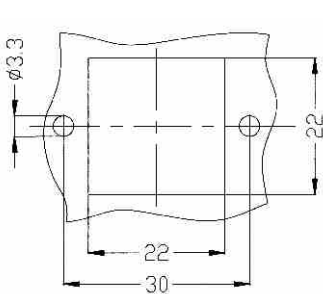
编码销
Coding pins (M)



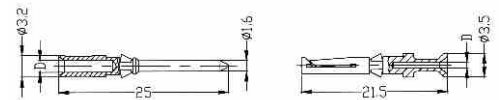
编码销
Coding pins (F)



面板安装开孔图
Panel cut out for inserts
for use without hoods/housings



安装示意图
Mounting example



Crimp contacts	Wire gauge	D	Stripping length
Gold plated	0.14-0.37mm ²	AWG 26-22	0.90mm
	0.5mm ²	AWG 20	1.10mm
Silver plated	0.75mm ²	AWG 18	1.30mm
	1.0mm ²	AWG 18	1.45mm
	1.5mm ²	AWG 16	1.75mm
	2.5mm ²	AWG 14	2.25mm

Note: 配套外壳 Suit hood/housing: Size H3A
外壳详细参数见“外壳部分”
Hood/Housing detail on "Hood/Housing" section

Note: 10A冷压针需另外订购, 订货号详情请参见第100页
Crimp termina of 10A should order contacts
pins separately, detail please refer to page 100

SO-HQ-008/0

紧凑小体积型插芯

Compact



技术参数/Technical characteristics

规范/认证 Specifications/Approvals

规范/Specifications	DIN EN 60 664 DIN EN 61 984
认证/Approvals	

插插件针数/Number of contacts

8+PE

依据EN61 984的额定电压/Electrical date acc.to DIN EN 61 984

-额定电流/Rated current	16A
-额定电压/Rated voltage	500V
-额定脉冲电压/Rated impulse voltage	6KV
-污染程度/Pollution degree	3
-污染程度2时的参数/Pollution degrees 2 also	16A 400/690V 6KV 2
安装金属外壳时/Mounted metal hood	16A 400/690V 4KV 2

依据UL/CSA额定电压/Rated voltage acc.to UL

600V

绝缘电阻/Insulation resistance

$\geq 10^{10} \Omega$

材料/Material

聚碳酸酯/Polycarbonate

工作温度范围/Limiting temperatures

-40°C...+125°C

依据UL94的阻燃等级/Flammability acc.to UL 94

V0

可拔插次数/Mechanical working life(mating cycles)

≥ 500

插针/Contacts

材料/Material

铜合金/Copper alloy

表面处理/Surface

镀银/hard-silver plated

镀金/hard-gold plated

接触电阻/Contact resistance

$\leq 1 m\Omega$

冷压连接/Crimp terminal

-mm²

0.14-4mm² (部分装备情况下可达到4mm²)

Partly loaded up to 4mm² is possible

-AWG

26-12

外壳/Hoods/Housings

-材料/Material

-联锁元件/Locking element

热塑性塑料/thermoplastic

-外壳密封/Hoods/Housings seal

聚酰胺(尼龙)

-工作温度范围/Limiting temperatures

丁腈橡胶/NBR

依据UL94的阻燃等级/Flammability acc.to UL 94

-40°C...+125°C

联锁状态下依据DIN

V0

En60 529的防护等级

金属外壳/Hoods/Housings metal

IP65

-材料/Material

-联锁元件/Locking element

金属/Metal

-外壳密封/Hoods/Housings seal

不锈钢/Stainless steel

-工作温度范围/Limiting temperatures

丁腈橡胶/NBR

-联锁状态下依据DIN/Degree of protection acc.to DIN

-40°C...+125°C

EN60 529的防护等级

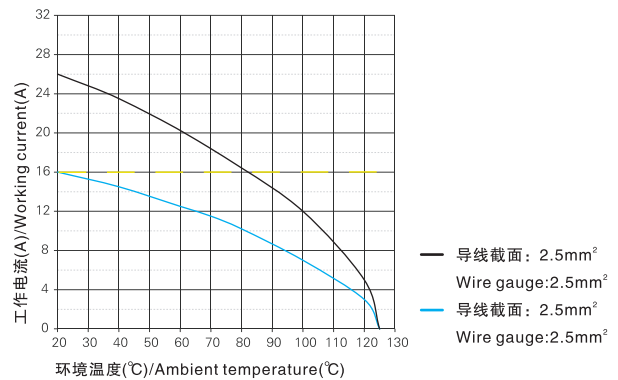
IP65

电流负载能力/Current carrying

电流负载能力所受的限制主要来自包装接插针的接插体可承受的最大温度测试和控制过程依据DIN EN 60512-5

The current carrying is limited by maximum temperature of materials for inserts and contacts including terminals

Control and test procedures according to DIN EN60512-5




500V 16A 8+⊕

UL CE

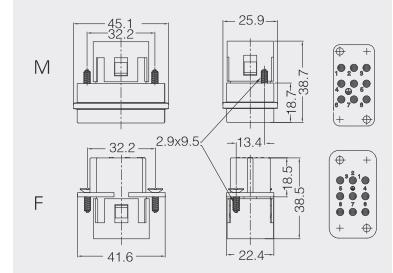
插芯 inserts

冷压连接 冷压针需要另外订购
Crimp terminal/Order crimp contacts separately



插芯/inserts	型号/Type
公/Male	SO-HQ-008/0-MC ¹⁾
母/Female	SO-HQ-008/0-FC ¹⁾

1). 可搭配PCB适配器。



冷压针 Crimp contacts

16A 冷压针/16A Crimp contacts

接触电阻 ≤ 1mΩ
Contact resistance ≤ 1mΩ
镀银/Silver plated

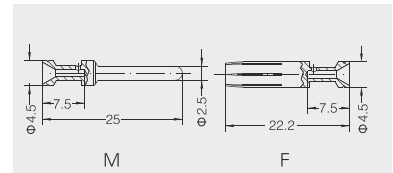


镀金/Gold plated



公/Male	母/Female
CESM-0.37	CESF-0.37
CESM-0.50	CESF-0.50
CESM-0.75	CESF-0.75
CESM-1.0	CESF-1.0
CESM-1.5	CESF-1.5
CESM-2.5	CESF-2.5
CESM-3.0	CESF-3.0
CESM-4.0	CESF-4.0

CEGM-0.37	CEGF-0.37
CEGM-0.50	CEGF-0.50
CEGM-0.75	CEGF-0.75
CEGM-1.0	CEGF-1.0
CEGM-1.5	CEGF-1.5
CEGM-2.5	CEGF-2.5
CEGM-3.0	CEGF-3.0
CEGM-4.0	CEGF-4.0



标示	线规	剥线长度
no groove	0.14-0.37 mm ²	AWG 26-22 7.5mm
no groove	0.5 mm ²	AWG 20 7.5mm
1 groove	0.75 mm ²	AWG 18 7.5mm
1 groove	1 mm ²	AWG 18 7.5mm
2 grooves	1.5 mm ²	AWG 16 7.5mm
3 grooves	2.5 mm ²	AWG 14 7.5mm
wide groove	3 mm ²	AWG 12 7.5mm
no groove	4 mm ²	AWG 12 7.5mm

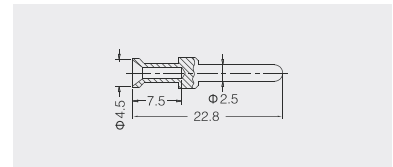
当线规小于0.75mm²时，建议使用辅助装针工具TL15。
When the wire gauge is less than 0.75mm², it's better to use the auxiliary pin assembly tool TL15.

保险延迟针/Relay contacts

镀银/Silver plated



线规/Wire gauge(mm ²)	型号/Type
1	CESM-1.0R
1.5	CESM-1.5R
2.5	CESM-2.5R



工具/Tools

冷压钳
Crimping tool



退针器
Contact removal tool



编码元件/Coding element



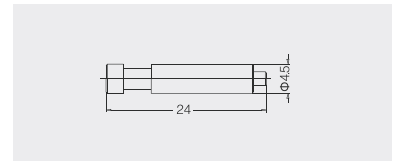
压接线径/Wire gauge(mm ²)	型号/Type
0.5-4mm ²	TL02G

压接线径: 0.14-37mm²请选择TL02G冷压钳
Wire gauge: 0.14-37mm² please select TL02G Crimping tool.

适用类型/Application	型号/Type
16A冷压针/For crimp contacts 16A	TL01

Note: 配套外壳 Suit hood/housing: Size HC
外壳详细参数见“外壳部分”
Hood/Housing detail on
“Hood/Housing” section

描述/Description	型号/Type
编码、防呆/Coding\pokayoke	CODE-E



注意事项：冷压压接的工具关系到产品的品质稳定性，请选择我司认证的工具。

Notes: The tools for crimp terminal may influence the product quality and stability, please select the tools recognized by our company.

HQ

HQ | 技术特性

Technical characteristics



电流负载能力

Current carrying capacity

电流负载能力所受的限制主要来自包含接插针的接插体可承受的最大温度
The current carrying is limited by maximum temperature of materials for inserts and contacts including terminals

测试和控制过程依据DIN IEC 60512-5
Control and test procedures according to DIN IEC 60512-5

规范/Specifications

DIN EN 60 664
DIN EN 61 984

HQ

接插体/Inserts

接插件针数/Number of contacts

12+PE

工作电流/Working current

10A

工作电压/Working voltage

400 V

额定脉冲耐受电压/Rated impulse voltage

6 KV

污染等级/Pollution degree

3

当污染程度2时参数/Pollution degree 2 also

10 A 400/690 V 6KV 2

绝缘电阻/Insulation resistance

$\geq 10^{10} \Omega$

材料/Material

Polycarbonate

阻燃等级UL94/Flammability acc.to(UL94)

V0

工作温度范围/Limiting temperatures

-40°C ~ +125°C

插拔次数/Mechanical working life (mating cycles)

≥ 500

接插针/Contacts

材料/Material

铜/Copper alloy

表面处理/Surface

镀金/Gold plated

镀银/Silver plated

接触电阻/Contact resistance

$\leq 3m\Omega$

接线形式/Terminal

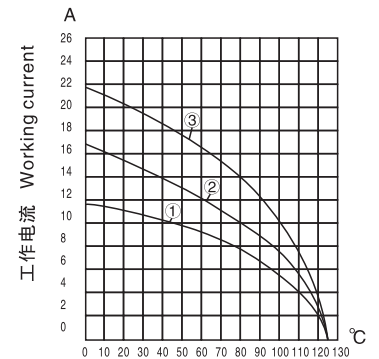
冷压压接/Crimp terminal

导线规格/Wire gauge

0.14-2.5mm²(AWG26-14)

PE导线规格/Wire gauge

0.5-2.5mm²(AWG20-14)



环境温度/Ambient temperature

Wire gauge: ① 0.75mm²

② 1.5mm²

③ 2.5mm²

SO-HQ

接插件针数
Number of contacts

12+

插芯/Insert 400V 10A



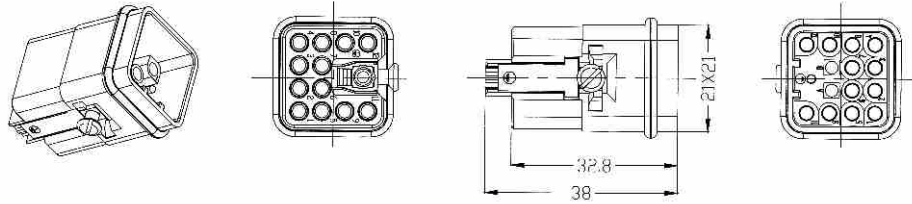
TYPE SO-HQ-012/0-MC

SO-HQ-012/0-FC

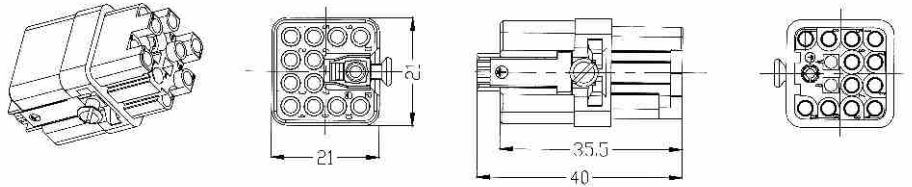
SO-KRCP-Q12

尺寸图
Drawing (Dimensions in mm)

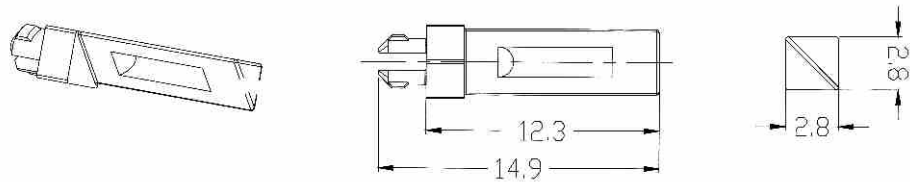
公插体
Male insert (MC)



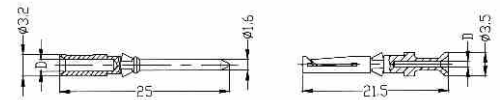
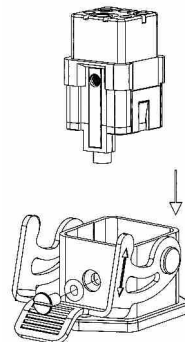
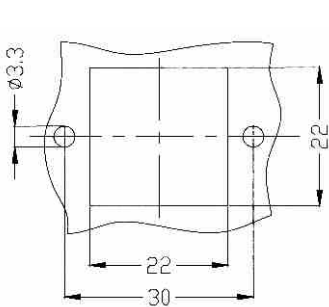
母插体
Female insert (FC)



编码销
Coding pins (M)



面板安装开孔图
Panel cut out for inserts
for use without hoods/housings



Crimp contacts	Wire gauge	D	Stripping length
Gold plated	0.14-0.37mm ²	AWG 26-22	0.90mm
	0.5mm ²	AWG 20	1.10mm
	0.75mm ²	AWG 18	1.30mm
Silver plated	1.0mm ²	AWG 18	1.45mm
	1.5mm ²	AWG 16	1.75mm
	2.5mm ²	AWG 14	2.25mm

Note: 配套外壳 Suit hood/housing: Size H3A
外壳详细参数见“外壳部分”
Hood/Housing detail on "Hood/Housing" section


安装示意图
Mounting example

Note: 10A冷压针需另外订购, 订货号详情请参见第100页
Crimp termina of 10A should order contacts pins separately, detail please refer to page 100

HQ

HK | 技术特性

Technical characteristics



电流负载能力

Current carrying capacity

电流负载能力所受的限制主要来自包含接插针的接插体可承受的最大温度
The current carrying is limited by maximum temperature of materials for inserts and contacts including terminals

测试和控制过程依据DIN IEC 60512-5
Control and test procedures according to DIN IEC 60512-5

规范/Specifications

接插体/Inserts

接插件针数/Number of contacts

电源/Power area

工作电流/Working current

工作电压/Working voltage

污染等级/Pollution degree

额定脉冲耐受电压/Rated impulse voltage

信号/Signal area

工作电流/Working current

工作电压/Working voltage

污染等级/Pollution degree

额定脉冲耐受电压/Rated impulse voltage

污染等级2时的参数/Pollution degree 2 also

据UL/CSA工作电压/Working voltage acc.to UL/CSA

材料/Material

绝缘电阻/Insulation resistance

阻燃等级UL94/Flammability acc.to(UL94)

工作温度范围/Limiting temperatures

插拔次数/Mechanical working life (mating cycles)

DIN EN 60 664

DIN EN 61 984

4/0+PE, 4/2+PE

80A 830 V 3 8KV

16A 400V 3 6KV

16A 400/690V 2 6KV

600V/300V

Polycarbonate

$\geq 10^{10} \Omega$

V0

-40°C ~ +125°C

≥ 500

接插针/Contacts

材料/Material

表面处理/Surface

接触电阻/Contact resistance

接线形式/Terminal

导线规格/Wire gauge

螺钉拧紧力矩/Screw terminal tightening

铜/Copper alloy

镀银/Silver plated

电源/Power area $\leq 3m\Omega$

信号/Signal area $\leq 1m\Omega$

螺钉连接/Screw terminal

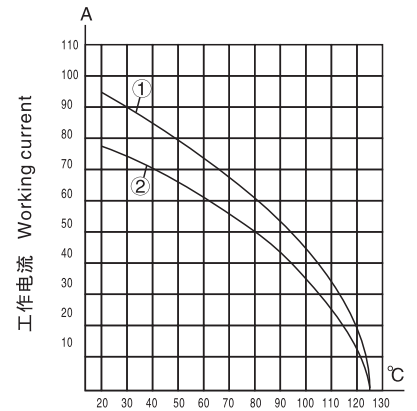
电源/Power area 1.5-16mm²(AWG16-6)

信号/Signal area 1.0-2.5mm²(AWG18-14)

信号/Signal area 0.5Nm

电源/Power area

mm ²	1.5	2.5	4	6	10	16
N.m	1.2	2	3	3	3	3



环境温度/Ambient temperature

① wire gauge: 16mm²

② wire gauge: 10mm²


SO-HK

接插件针数

Number of contacts

4/0, 4/2+ 

插芯/Insert 830/400V 80/16A



TYPE SO-HK-004/0-M

SO-HK-004/0-F

SO-HK-004/2-M

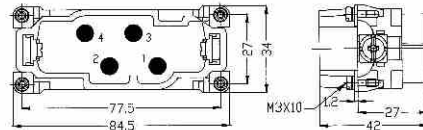
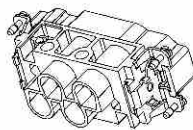
SO-HK-004/2-F

尺寸图

Drawing (Dimensions in mm)

公插体

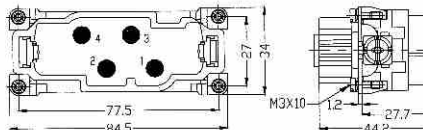
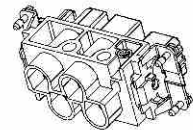
Male insert (M)



SO-HK-4/0-M

母插体

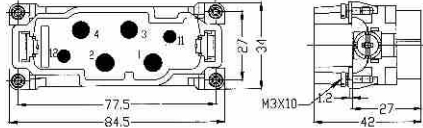
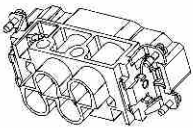
Female insert (F)



SO-HK-4/0-F

公插体

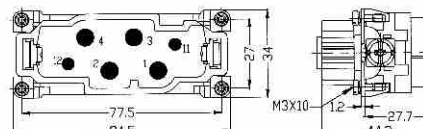
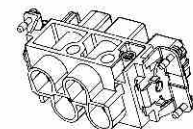
Male insert (M)



SO-HK-4/2-M

母插体

Female insert (F)

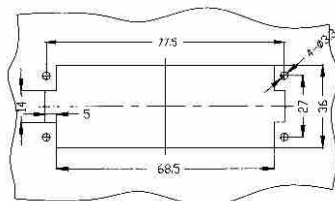


SO-HK-4/2-F

面板安装开孔图

Panel cut out for inserts

for use without hoods/housings




Note: 配套外壳 Suit hood/housing: Size H16B
 外壳详细参数见“外壳部分”
 Hood/Housing detail on "Hood/Housing" section

HK

HK | 技术特性

Technical characteristics



电流负载能力

Current carrying capacity

电流负载能力所受的限制主要来自包含接插针的接插体可承受的最大温度
The current carrying is limited by maximum temperature of materials for inserts and contacts including terminals

测试和控制过程依据DIN IEC 60512-5
Control and test procedures according to DIN IEC 60512-5

规范/Specifications

接插体/Inserts

接插件针数/Number of contacts

电源/Power area

工作电流/Working current

工作电压/Working voltage

污染等级/Pollution degree

额定脉冲耐受电压/Rated impulse voltage

污染等级2时的参数/Pollution degree 2 also

信号/Signal area

工作电流/Working current

工作电压/Working voltage

污染等级/Pollution degree

额定脉冲耐受电压/Rated impulse voltage

据UL/CSA工作电压/Working voltage acc.to UL/CSA

材料/Material

绝缘电阻/Insulation resistance

阻燃等级UL94/Flammability acc.to(UL94)

工作温度范围/Limiting temperatures

插拔次数/Mechanical working life (mating cycles)

DIN EN 60 664

DIN EN 61 984

4/8+PE

80A

830 V

3

8KV

80A

400/690V

2

6KV

16A

400V

3

6KV

600V/600V

Polycarbonate

$\geq 10^{10} \Omega$

V0

-40°C ~ +125°C

≥ 500

接插针/Contacts

材料/Material

表面处理/Surface

接触电阻/Contact resistance

接线形式/Terminal

导线规格/Wire gauge

螺钉拧紧力矩/Screw terminal tightening

铜/Copper alloy

镀银/Silver plated

电源/Power area $\leq 3m\Omega$

信号/Signal area $\leq 1m\Omega$

螺钉连接/Screw terminal

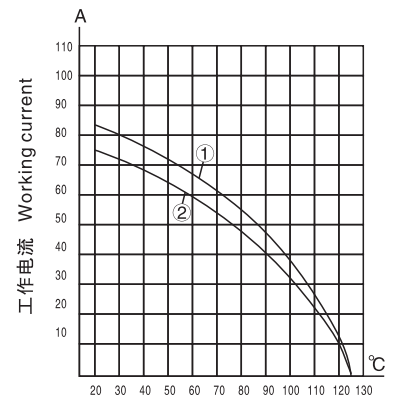
电源/Power area 1.5-16mm²(AWG16-6)

信号/Signal area 0.5-2.5mm²(AWG20-14)

信号/Signal area 0.5Nm

电源/Power area

mm ²	1.5	2.5	4	6	10	16
N.m	1.2	2	3	3	3	3



环境温度/Ambient temperature


① wire gauge: 16mm²

② wire gauge: 10mm²


SO-HK

接插件针数


Number of contacts

4/8+ 

插芯/Insert 830/400V 80/16A



SO-HK-004/8-M



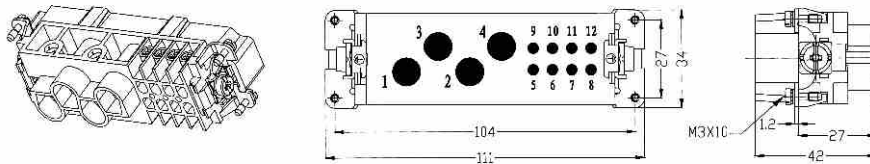
SO-HK-004/8-F

TYPE

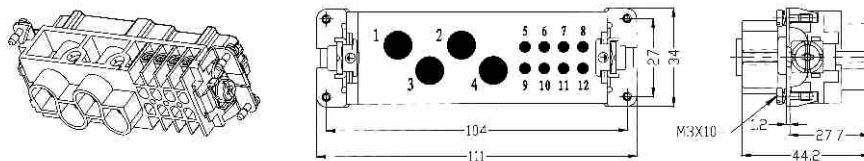
尺寸图

Drawing (Dimensions in mm)

公插体
Male insert (M)



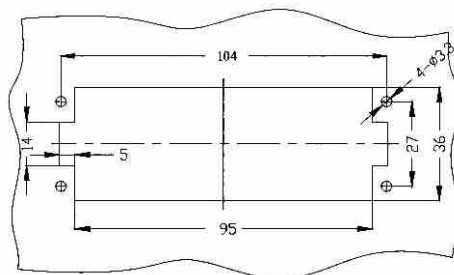
母插体
Female insert (F)



面板安装开孔图

Panel cut out for inserts

for use without hoods/housings




Note: 配套外壳 Suit hood/housing: Size H24B
 外壳详细参数见“外壳部分”
 Hood/Housing detail on "Hood/Housing" section

HK

HK | 技术特性

Technical characteristics



电流负载能力

Current carrying capacity

电流负载能力所受的限制主要来自包含接插针的接插体可承受的最大温度
The current carrying is limited by maximum temperature of materials for inserts and contacts including terminals

测试和控制过程依据DIN IEC 60512-5
Control and test procedures according to DIN IEC 60512-5

规范/Specifications

DIN EN 60 664

DIN EN 61 984

接插体/Inserts

接插件针数/Number of contacts

电源/Power area

工作电流/Working current

工作电压/Working voltage

污染等级/Pollution degree

额定脉冲耐受电压/Rated impulse voltage

污染等级2时的参数/Pollution degree 2 also

信号/Signal area

工作电流/Working current

工作电压/Working voltage

污染等级/Pollution degree

额定脉冲耐受电压/Rated impulse voltage

据UL/CSA工作电压/Working voltage acc.to UL/CSA

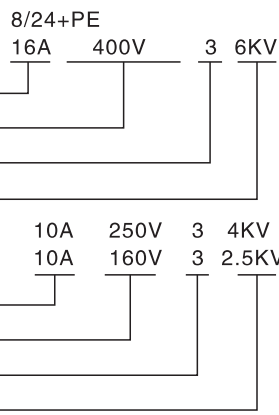
材料/Material

绝缘电阻/Insulation resistance

阻燃等级UL94/Flammability acc.to(UL94)

工作温度范围/Limiting temperatures

插拔次数/Mechanical working life (mating cycles)



600V/300V

Polycarbonate

$\geq 10^{10}\Omega$

V0

-40°C ~ +125°C

≥ 500

接插针/Contacts

材料/Material

表面处理/Surface

接触电阻/Contact resistance

接线形式/Terminal

导线规格/Wire gauge

铜/Copper alloy

镀金/Gold plated

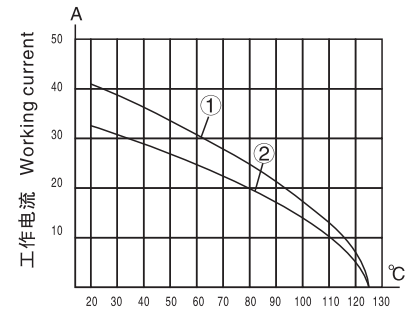
镀银/Silver plated

$\leq 1m\Omega/3m\Omega$

冷压连接/Crimp terminal

0.5-4.0mm²/0.14-2.5mm²

AWG20-12/26-14



环境温度/Ambient temperature

① wire gauge: 4.0mm²


② wire gauge: 2.5mm²

SO-HK

接插件针数
Number of contacts

8/24+

插芯/Insert 400/250V 16/10A

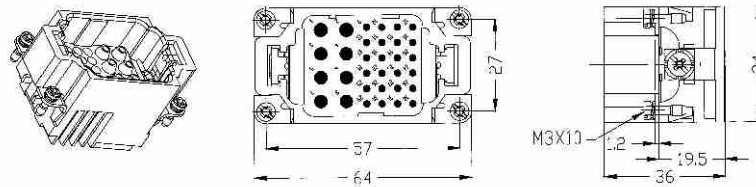


TYPE SO-HK-008/24-MC

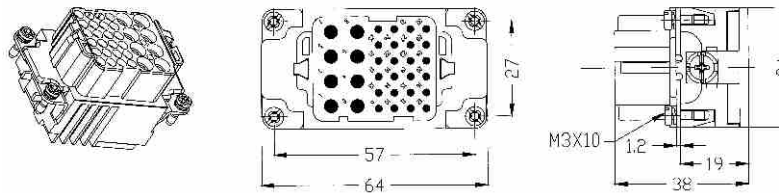
SO-HK-008/24-FC

尺寸图
Drawing (Dimensions in mm)

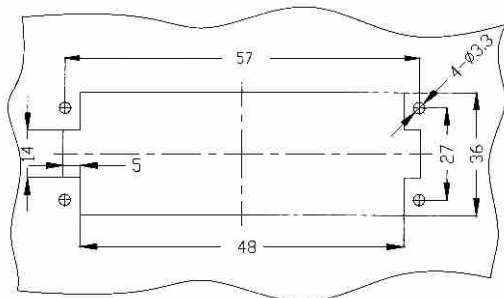
公插体
Male insert (MC)



母插体
Female insert (FC)



面板安装开孔图
Panel cut out for inserts
for use without hoods/housings



HK

Crimp contacts	Wire gauge	D	Stripping length
Gold plated	0.14-0.37mm ²	AWG 26-22	0.90mm
	0.5mm ²	AWG 20	1.10mm
	0.75mm ²	AWG 18	1.30mm
Silver plated	1.0mm ²	AWG 18	1.45mm
	1.5mm ²	AWG 16	1.75mm
	2.5mm ²	AWG 14	2.25mm
	3.0mm ²	AWG 12	2.55mm
	4.0mm ²	AWG 12	2.85mm

Crimp contacts	Wire gauge	D	Stripping length
Gold plated	0.14-0.37mm ²	AWG 26-22	0.90mm
	0.5mm ²	AWG 20	1.10mm
	0.75mm ²	AWG 18	1.30mm
Silver plated	1.0mm ²	AWG 18	1.45mm
	1.5mm ²	AWG 16	1.75mm
	2.5mm ²	AWG 14	2.25mm


Note: 配套外壳 Suit hood/housing: Size H10B
外壳详细参数见“外壳部分”
Hood/Housing detail on "Hood/Housing" section

Note: 10/16A冷压针需另外订购, 订货号详情请参见第73页
Crimp termina of 10/16A should order contacts pins separately, detail please refer to page 73

SO-HK-006/36


组合型插芯

Combination of ferrule



技术参数/Technical characteristics

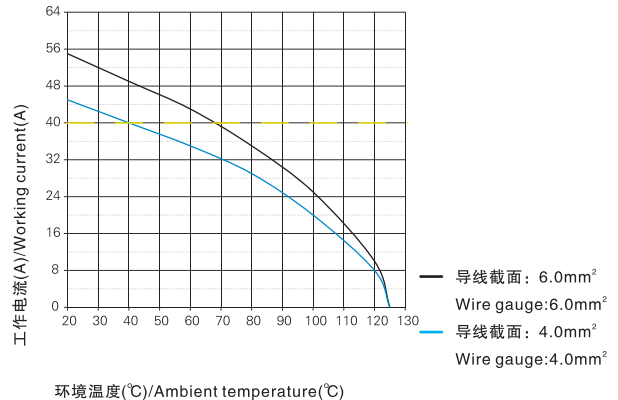
规范/认证 Specifications/Approvals

规范/Specifications	DIN EN 60 664 DIN EN 61 984
认证/Approvals	
插芯 inserts	
插插件针数/Number of contacts	6/36+PE
依据DIN EN61984的额定电压/Electrical date acc.to DIN EN 61 984	
电力区/Power area	
-额定电流/Rated current	40A
-额定电压/Rated voltage	690V
-额定脉冲电压/Rated impulse voltage	8KV
-污染程度/Pollution degree	3
信号区/Signal area	
-额定电流/Rated current	10A
-额定电压/Rated voltage	160V
-额定脉冲电压/Rated impulse voltage	2.5KV
-污染程度/Pollution degree	3
-污染程度2时的参数/Pollution deges 2 also	10A 4250V 4KV 2
依据UL/CSA额定电压/Rated voltage acc.to UL	600/300V
绝缘电阻/Insulation resistance	$\geq 10^{10} \Omega$
材料/Material	聚碳酸酯/Polycarbonate
工作温度范围/Limiting temperatures	-40℃...+125℃
依据UL94的阻燃等级/Flammability acc.to UL 94	V0
可拔插次数/Mechanical working life(mating cycles)	≥ 500
插针/Contacts	
强电针/Contacts	
-材料/Material	铜合金/Copper alloy
-表面处理/Surface	镀银/hard-silver plated 镀金/hard-gold plated
接触电阻/Contact resistance	$\leq 1m\Omega$
冷压连接/Crimp terminal	
-mm ²	0.15-6mm ²
-AWG	16-10
信号针/Wire gauge	
-材料/Material	铜合金/Copper alloy
-表面处理/Surface	镀银/hard-silver plated 镀金/hard-gold plated
接触电阻/Contact resistance	$\leq 3m\Omega$
冷压连接/Crimp terminal	
-mm ²	0.14-2.5mm ²
-AWG	26-14

电流负载能力/Current carrying

电流负载能力所受的限制主要来自包装含接插针的接插体可承受的最大温度测试和控制过程依据DIN EN 60512-5

The current carrying is limited by maximum temperature of materials for inserts and contacts including terminals
Control and test procedures according to DIN EN60512-5



SO-HK-006/36

组合型插芯

Combination of ferrule

690/160V 40/10A 6/36+⊕

UL CE

插芯 inserts

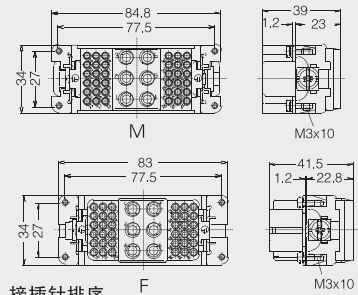
冷压连接 冷压针需要另外订购
Crimp terminal/Order crimp contacts separately



插芯/inserts	型号/Type
公/Male	SO-HK-006/36-MC
母/Female	SO-HK-006/36-FC

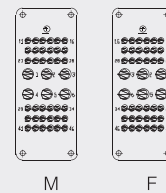
1) 接插体之间最大距离21mm

1) Distance for contact max.21mm



接插针排序

Contact arrangement view from termination side



冷压针 Crimp contacts

10A 冷压针/10A Crimp contacts

镀银/Silver plated

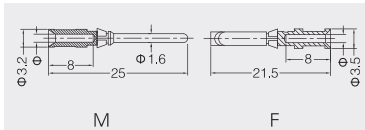


镀金/Gold plated



公/Male	母/Female
CDSM-0.37	CDSF-0.37
CDSM-0.50	CDSF-0.50
CDSM-0.75	CDSF-0.75
CDSM-1.0	CDSF-1.0
CDSM-1.5	CDSF-1.5
CDSM-2.5	CDSF-2.5

公/Male	母/Female
CDGM-0.37	CDGF-0.37
CDGM-0.50	CDGF-0.50
CDGM-0.75	CDGF-0.75
CDGM-1.0	CDGF-1.0
CDGM-1.5	CDGF-1.5
CDGM-2.5	CDGF-2.5



线规	Φ	剥线长度	
0.14-0.37 mm ²	AWG 26-22	0.9	8 mm
0.5 mm ²	AWG 20	1.1	8 mm
0.75 mm ²	AWG 18	1.3	8 mm
1 mm ²	AWG 18	1.45	8 mm
1.5 mm ²	AWG 16	1.75	8 mm
2.5 mm ²	AWG 14	2.25	6 mm

当线规小于0.75mm²时, 建议使用辅助装针工具TL15。
When the wire gauge is less than 0.75mm², it's better to use the auxiliary pin assembly tool TL15.

40A 冷压针/40A Crimp contacts

镀银/Silver plated

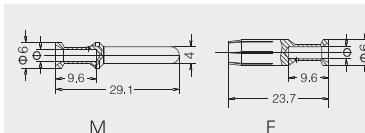


镀金/Gold plated



公/Male	母/Female
CCSM-1.5	CCSF-1.5
CCSM-2.5	CCSF-2.5
CCSM-4.0	CCSF-4.0
CCSM-6.0	CCSF-6.0

公/Male	母/Female
CCGM-1.5	CCGF-1.5
CCGM-2.5	CCGF-2.5
CCGM-4.0	CCGF-4.0
CCGM-6.0	CCGF-6.0



线规	Φ	剥线长度	
1.5 mm ²	AWG 16	1.75	9 mm
2.5 mm ²	AWG 14	2.25	9 mm
4 mm ²	AWG 12	2.85	9.6 mm
6 mm ²	AWG 10	3.5	9.6 mm

工具/Tools

冷压钳
Crimping tool



退针器
Contact removal tool



压接线径/Wire gauge(mm ²)	型号/Type
0.14-4mm ²	TL02G
1.5-6mm ²	TL02-0G

适用类型/Application	型号/Type
10A冷压针/For crimp contacts 10A	TL00

适用类型/Application	型号/Type
40A冷压针/For crimp contacts 40A	TL06G


Note: 配套外壳 Suit hood/housing: Size 16B
外壳详细参数见“外壳部分”
Hood/Housing detail on
“Hood/Housing” section

HK

HK-012/2

组合型插芯

Combination of ferrule



技术参数/Technical characteristics

规范/认证 Specifications/Approvals

规范/Specifications	DIN EN 60 664 DIN EN 61 984
-------------------	--------------------------------

认证/Approvals	
--------------	---

插芯 inserts	
------------	--

插插件针数/Number of contacts	12/2+PE
--------------------------	---------

依据DIN EN61984的额定电压/Electrical date acc.to DIN EN 61 984

电力区/Power area

-额定电流/Rated current	40A
-额定电压/Rated voltage	690V
-额定脉冲电压/Rated impulse voltage	8KV
-污染程度/Pollution degree	3

信号区/Signal area

-额定电流/Rated current	10A
-额定电压/Rated voltage	250V
-额定脉冲电压/Rated impulse voltage	4KV
-污染程度/Pollution degree	3

依据UL/CSA额定电压/Rated voltage acc.to UL 600/300V

绝缘电阻/Insulation resistance	$\geq 10^{10} \Omega$
----------------------------	-----------------------

材料/Material	聚碳酸酯/Polycarbonate
-------------	--------------------

工作温度范围/Limiting temperatures	-40℃...+125℃
------------------------------	--------------

阻燃等级/Flammability	V0
-------------------	----

可拔插次数/Mechanical working life(mating cycles)	≥ 500
--	------------

插针/Contacts

强电针/Contacts

-材料/Material	铜合金/Copper alloy
-表面处理/Surface	镀银/hard-silver plated 镀金/hard-gold plated

接触电阻/Contact resistance	$\leq 1m\Omega$
-------------------------	-----------------

冷压连接/Crimp terminal

-mm ²	1.5-6mm ²
-AWG	16-10

信号针/Wire gauge

-材料/Material	铜合金/Copper alloy
-表面处理/Surface	镀银/hard-silver plated 镀金/hard-gold plated

接触电阻/Contact resistance	$\leq 3m\Omega$
-------------------------	-----------------

冷压连接/Crimp terminal

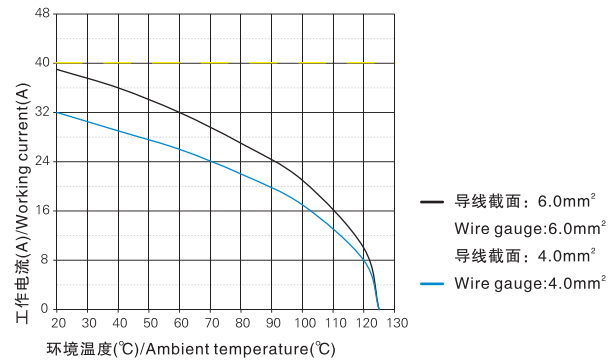
-mm ²	0.14-2.5mm ²
-AWG	26-14

电流负载能力/Current carrying

电流负载能力所受的限制主要来自包装含接插针的接插体可承受的最大温度测试和控制过程依据DIN EN 60512-5

The current carrying is limited by maximum temperature of materials for inserts and contacts including terminals

Control and test procedures according to DIN EN60512-5



SO-HK-012/2

组合型插芯

Combination of ferrule

690/250V 40/10A 12/2+⊕

插芯 inserts

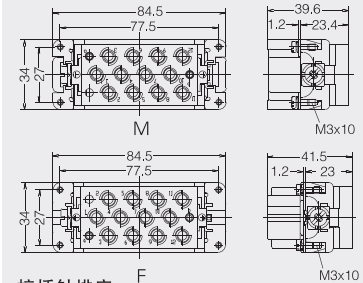
冷压连接 冷压针需要另外订购
Crimp terminal/Order crimp contacts separately



插芯/inserts	型号/Type
公/Male	SO-HK-012/2-MC
母/Female	SO-HK-012/2-FC

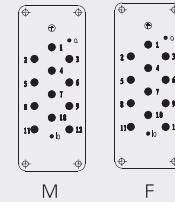
1) 接插体之间最大距离21mm

1) Distance for contact mas. 21mm



接插针排序

Contact arrangement view from termination side



冷压针 Crimp contacts

10A 冷压针/10A Crimp contacts

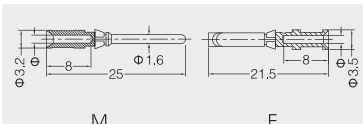
镀银/Silver plated



镀金/Gold plated



公/Male	母/Female
CDSM-0.37	CDSF-0.37
CDSM-0.50	CDSF-0.50
CDSM-0.75	CDSF-0.75
CDSM-1.0	CDSF-1.0
CDSM-1.5	CDSF-1.5
CDSM-2.5	CDSF-2.5
CDGM-0.37	CDGF-0.37
CDGM-0.50	CDGF-0.50
CDGM-0.75	CDGF-0.75
CDGM-1.0	CDGF-1.0
CDGM-1.5	CDGF-1.5
CDGM-2.5	CDGF-2.5



线规	Φ	剥线长度
0.14-0.37 mm ²	AWG 26-22	0.9 8 mm
0.5 mm ²	AWG 20	1.1 8 mm
0.75 mm ²	AWG 18	1.3 8 mm
1 mm ²	AWG 18	1.45 8 mm
1.5 mm ²	AWG 16	1.75 8 mm
2.5 mm ²	AWG 14	2.25 6 mm

当线规小于0.75mm²时, 建议使用辅助装针工具TL15.
When the wire gauge is less than 0.75mm², it's better to use the auxiliary pin assembly tool TL15.

40A 冷压针/40A Crimp contacts

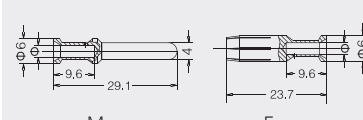
镀银/Silver plated



镀金/Gold plated



公/Male	母/Female
CCSM-1.5	CCSF-1.5
CCSM-2.5	CCSF-2.5
CCSM-4.0	CCSF-4.0
CCSM-6.0	CCSF-6.0
CCGM-1.5	CCGF-1.5
CCGM-2.5	CCGF-2.5
CCGM-4.0	CCGF-4.0
CCGM-6.0	CCGF-6.0



线规	Φ	剥线长度
1.5 mm ²	AWG 16	1.75 9 mm
2.5 mm ²	AWG 14	2.25 9 mm
4 mm ²	AWG 12	2.85 9.6 mm
6 mm ²	AWG 10	3.5 9.6 mm

工具/Tools

冷压钳
Crimping tool



退针器
Contact removal tool



压接线径/Wire gauge(mm ²)	型号/Type
0.14-4mm ²	TL02G
1.5-6mm ²	TL02-0G
适用类型/Application	型号/Type
10A冷压针/For crimp contacts 10A	TL00
适用类型/Application	型号/Type
40A冷压针/For crimp contacts 40A	TL06G

Note: 配套外壳 Suit hood/housing: Size 16B
外壳详细参数见“外壳部分”
Hood/Housing detail on
“Hood/Housing” section

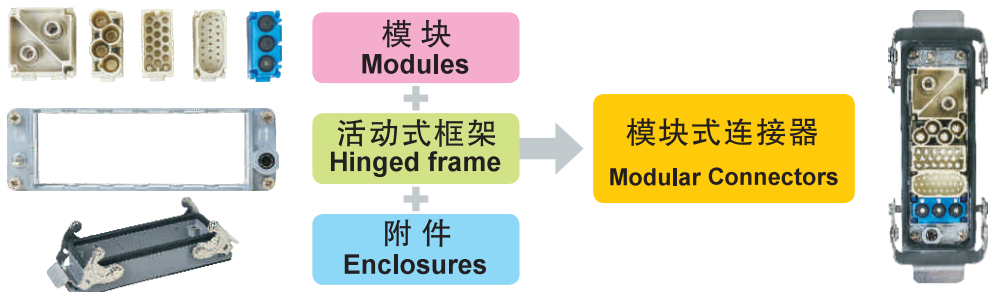
HK

HF | 模块框架技术特性

Hinged frames technical characteristics

技术参数/Technical characteristics

模块数量/Number of modules	2, 3, 4, 6
接地线/PE contact(Wire gauge)	
- 功率线/Power side	4-10mm ²
	AWG 12-8
- 信号线/Signal side	1-2.5mm ²
	18-14
材料/Material	zinc die-cast
工作温度范围/Limiting temperatures	-40°C...+125°C
可拔插次数/Mechanical working life(mating cycles)	≥500



框架结构类型 1, 滑动边框锁定结构/frame construction version 1

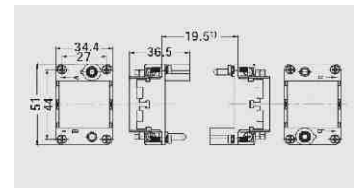
Unit: mm

HF

6B 活动框架 适用所有6B外壳
6B frame, size 6B hoods/housings



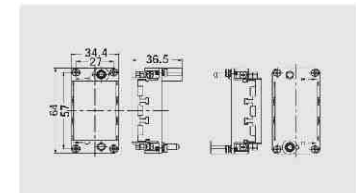
描述/Application	标示/Marking	型号/Type
用于2个模块/for 2 modules	A-B	SO-HF6B-UA
用于2个模块/for 2 modules	a-b	SO-HF6B-LA




10B 活动框架 适用所有10B外壳
10B frame, size 10B hoods/housings



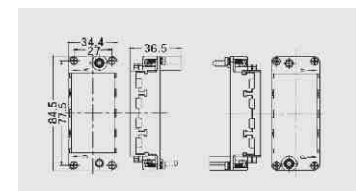
描述/Application	标示/Marking	型号/Type
用于3个模块/for 3 modules	A-C	SO-HF10B-UA
用于3个模块/for 3 modules	a-c	SO-HF10B-LA



16B 活动框架 适用所有16B外壳
16B frame, size 16B hoods/housings



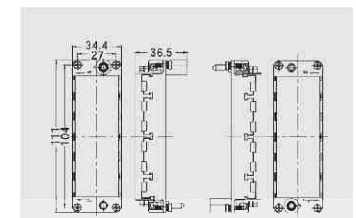
描述/Application	标示/Marking	型号/Type
用于4个模块/for 4 modules	A-D	SO-HF16B-UA
用于4个模块/for 4 modules	a-d	SO-HF16B-LA



24B 活动框架 适用所有24B外壳
24B frame, size 10B hoods/housings



描述/Application	标示/Marking	型号/Type
用于6个模块/for 6 modules	A-F	SO-HF24B-UA
用于6个模块/for 6 modules	a-f	SO-HF24B-LA



HF | 模块框架技术特性

Hinged frames technical characteristics

技术参数/Technical characteristics

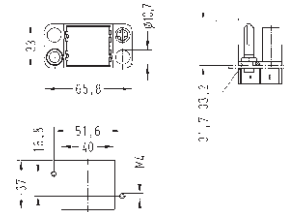
模块数量/Number of modules	2,3,4,6
接地线/PE contact(Wire gauge)	
- 功率线/Power side	4-10mm ²
	AWG 12-8
- 信号线/Signal side	1-2.5mm ²
	18-14
材料/Material	聚碳酸酯/PC
工作温度范围/Limiting temperatures	-40°C...+125°C
可拔插次数/Mechanical working life(mating cycles)	≥ 500

frame construction version 框架结构类型：浮动安装

塑料模块框架 6B Docking frames 6B



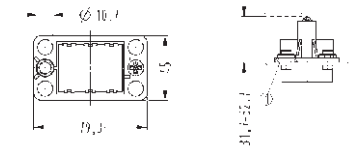
描述/Application	标示/Marking	型号/Type
用于2个模块/for 2 modules	A-B	SO-HF6B.P-UA
用于2个模块/for 2 modules	a-b	SO-HF6B.P-LA



塑料模块框架 10B Docking frames 10B



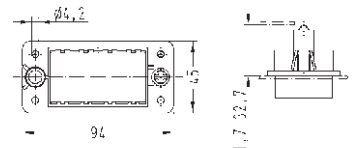
描述/Application	标示/Marking	型号/Type
用于3个模块/for 3 modules	A-C	SO-HF10B.P-UA
用于3个模块/for 3 modules	a-c	SO-HF10B.P-LA



塑料模块框架 16B Docking frames 16B



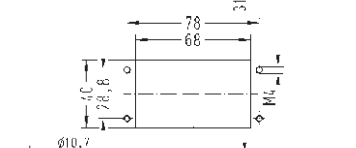
描述/Application	标示/Marking	型号/Type
用于4个模块/for 4 modules	A-D	SO-HF16B.P-UA
用于4个模块/for 4 modules	a-d	SO-HF16B.P-LA



塑料模块框架 24B Docking frames 24B



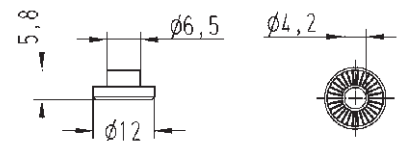
描述/Application	标示/Marking	型号/Type
用于6个模块/for 6 modules	A-F	SO-HF24B.P-UA
用于6个模块/for 6 modules	a-f	SO-HF24B.P-LA



漂浮垫圈 Washer for M4 Fixing screws



用于固定塑料模块



HF



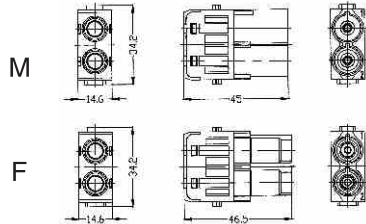


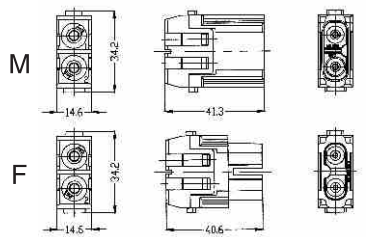


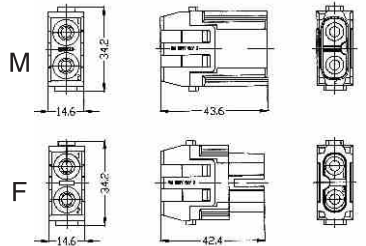


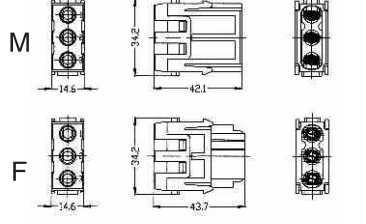


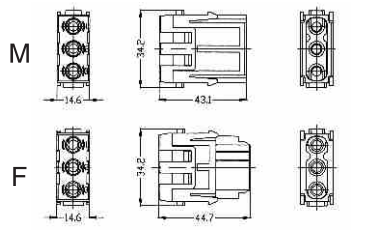


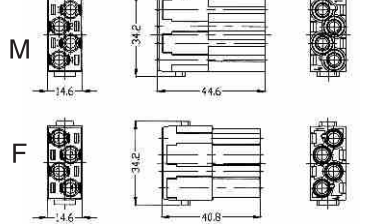
HM 模块型技术特性

Modular Series Technical Characteristics

产品型号 Type of products	尺寸图 Drawing(Dimensions in mm)	技术参数 Technical parameters
<p>SO-H2MK-001-M SO-H2MK-001-F</p>	<p>M</p> <p>F</p>	<p>接插件针数/Number of contacts:1 工作电流/Working current:200A 工作电压/Working voltage:1000V 额定脉冲耐受电压/Rated impulse voltage:8KV 污染等级/Pollution degree:3 塑件/Insert: Polycarbonate 接插件/Contacts:铜,镀银/copper alloy,Silver plated 接触电阻/Contact resistance:2mΩ 轴向螺连接/Screw terminal: 25-70mm²(AWG2...00) 内六角板手/Hexagonal driver:SW 5</p>
<p>SO-H2MK-001-MC SO-H2MK-001-FC</p>	<p>M</p> <p>F</p>	<p>接插件针数/Number of contacts:1 工作电流/Working current:200A 工作电压/Working voltage:1000V 额定脉冲耐受电压/Rated impulse voltage:8KV 污染等级/Pollution degree:3 塑件/Insert: Polycarbonate 接插件/Contacts:铜,镀银/copper alloy,Silver plated 接触电阻/Contact resistance:≤0.3mΩ 冷压连接/Crimp terminal: 25-70mm²(AWG2...00)</p>
<p>SO-H2MK-002-M SO-H2MK-002-F</p>	<p>M</p> <p>F</p>	<p>接插件针数/Number of contacts:2 工作电流/Working current:100A 工作电压/Working voltage:1000V 额定脉冲耐受电压/Rated impulse voltage:8KV 污染等级/Pollution degree:3 塑件/Insert: Polycarbonate 接插件/Contacts:铜,镀银/copper alloy,Silver plated 接触电阻/Contact resistance:≤3mΩ 轴向螺连接/Screw terminal: 10-38mm²(AWG6...2) 内六角板手/Hexagonal driver:SW 4</p>
<p>SO-H2MK-002-MC SO-H2MK-002-FC</p>	<p>M</p> <p>F</p>	<p>接插件针数/Number of contacts:2 工作电流/Working current:100A 工作电压/Working voltage:1000V 额定脉冲耐受电压/Rated impulse voltage:8KV 污染等级/Pollution degree:3 塑件/Insert: Polycarbonate 接插件/Contacts:铜,镀银/copper alloy,Silver plated 接触电阻/Contact resistance:≤3mΩ 冷压连接/Crimp terminal:16-35mm² 电缆外径不超过/Max.cable diameter:14mm</p>
<p>SO-HMK-001-MC SO-HMK-001-FC</p>	<p>M</p> <p>F</p>	<p>接插件针数/Number of contacts:1 工作电流/Working current:100A 工作电压/Working voltage:830V 额定脉冲耐受电压/Rated impulse voltage:8KV 污染等级/Pollution degree:3 塑件/Insert: Polycarbonate 接插件/Contacts:铜,镀银/copper alloy,Silver plated 接触电阻/Contact resistance:≤0.3mΩ 冷压连接/Crimp terminal:10-35mm²</p>
<p>SO-HMK70-002-M SO-HMK70-002-F</p>	<p>M</p> <p>F</p>	<p>接插件针数/Number of contacts:2 工作电流/Working current:70A 工作电压/Working voltage:1000V 额定脉冲耐受电压/Rated impulse voltage:8KV 污染等级/Pollution degree:3 塑件/Insert: Polycarbonate 接插件/Contacts:铜,镀银/copper alloy,Silver plated 接触电阻/Contact resistance:≤0.5mΩ 螺钉压接/Screw terminal: 6-22mm²(AWG8...4) 内六角板手/Hexagonal driver:SW 2.5</p>

HM | 模块型技术特性



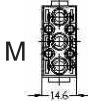
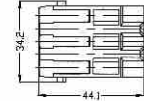



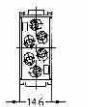
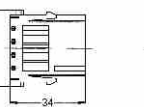



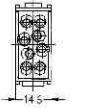
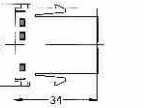



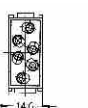
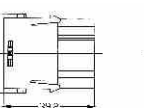



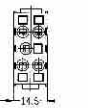
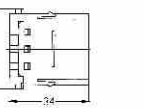



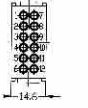


Modular Series Technical Characteristics

产品型号 Type of products	尺寸图 Drawing(Dimensions in mm)	技术参数 Technical parameters
  SO-HMK70-002-MC SO-HMK70-002-FC		接插件针数/Number of contacts:2 工作电流/Working current:70A 工作电压/Working voltage:1000V 额定脉冲耐受电压/Rated impulse voltage:8KV 污染等级/Pollution degree:3 塑件/Insert: Polycarbonate 接插件/Contacts:铜,镀银/copper alloy, Silver plated 接触电阻/Contact resistance: $\leq 0.5m\Omega$ 冷压连接/Crimp terminal: 10-25mm ² (AWG6...2)
  SO-HMK-002-M SO-HMK-002-F		接插件针数/Number of contacts:2 工作电流/Working current:40A 工作电压/Working voltage:1000V 额定脉冲耐受电压/Rated impulse voltage:8KV 污染等级/Pollution degree:3 塑件/Insert: Polycarbonate 接插件/Contacts:铜,镀银/copper alloy, Silver plated 接触电阻/Contact resistance: $\leq 0.3m\Omega$ 轴向螺连接/Screw terminal: 2.5-10mm ² (AWG14...8) 内六角板手/Hexagonal driver:SW 2
  SO-HMK-002-MC SO-HMK-002-FC		接插件针数/Number of contacts:2 工作电流/Working current:40A 工作电压/Working voltage:1000V 额定脉冲耐受电压/Rated impulse voltage:8KV 污染等级/Pollution degree:3 塑件/Insert: Polycarbonate 接插件/Contacts:铜,镀银/copper alloy, Silver plated 接触电阻/Contact resistance: $\leq 1m\Omega$ 冷压连接/Crimp terminal:1.5-10mm ² (AWG16-8)
  SO-HMK-003-M SO-HMK-003-F		接插件针数/Number of contacts:3 工作电流/Working current:40A 工作电压/Working voltage:690V 额定脉冲耐受电压/Rated impulse voltage:8KV 污染等级/Pollution degree:3 塑件/Insert: Polycarbonate 接插件/Contacts:铜,镀银/copper alloy, Silver plated 接触电阻/Contact resistance: $\leq 0.3m\Omega$ 轴向螺连接/Screw terminal: 2.5-10mm ² (AWG14...8) 内六角板手/Hexagonal driver:SW 2
  SO-HMK-003-MC SO-HMK-003-FC		接插件针数/Number of contacts:3 工作电流/Working current:40A 工作电压/Working voltage:500V 额定脉冲耐受电压/Rated impulse voltage:6KV 污染等级/Pollution degree:3 塑件/Insert: Polycarbonate 接插件/Contacts:铜,镀银/copper alloy, Silver plated 接触电阻/Contact resistance: $\leq 1m\Omega$ 冷压连接/Crimp terminal:1.5-10mm ² (AWG16-8)
  SO-HMK-004-MC SO-HMK-004-FC		接插件针数/Number of contacts:4 工作电流/Working current:40A 工作电压/Working voltage:830V 额定脉冲耐受电压/Rated impulse voltage:8KV 污染等级/Pollution degree:3 塑件/Insert: Polycarbonate 接插件/Contacts:铜,镀银/copper alloy, Silver plated 接触电阻/Contact resistance: $\leq 1m\Omega$ 冷压连接/Crimp terminal:1.5-10mm ² (AWG16-8)

HM

HM | 模块型技术特性

Modular Series Technical Characteristics

产品型号 Type of products		尺寸图 Drawing(Dimensions in mm)			技术参数 Technical parameters
					接插件针数/Number of contacts:3/4 工作电流/Working current:电源/Power area: 40A 信号/Signal area: 10A 工作电压/Working voltage:830V 额定脉冲耐受电压/Rated impulse voltage:8KV 污染等级/Pollution degree:3 塑件/Insert: Polycarbonate 接插件/Contacts:铜,镀金,镀银/copper alloy,Gold plated,Silver plated 接触电阻/Contact resistance: $\leq 1 m\Omega$ Power contacts $\leq 3 m\Omega$ Signal contacts 冷压连接/Crimp terminal: 电源/Power area: 1.5-10mm ² (AWG16-8) 信号/Signal area: 0.14-2.5mm ² (AWG26-14)
SO-HMK-003/4-MC	SO-HMK-003/4-FC				
					接插件针数/Number of contacts:6 工作电流/Working current:16A 工作电压/Working voltage:500V 额定脉冲耐受电压/Rated impulse voltage:6KV 污染等级/Pollution degree:3 塑件/Insert: Polycarbonate 接插件/Contacts:铜,镀金,镀银/copper alloy, Gold plated,Silver plated 接触电阻/Contact resistance: $\leq 1 m\Omega$ 冷压连接/Crimp terminal:0.14-4mm ² (AWG26-12)
SO-HME-006-MC	SO-HME-006-FC				
					接插件针数/Number of contacts:8 工作电流/Working current:16A 工作电压/Working voltage:400V 额定脉冲耐受电压/Rated impulse voltage:6KV 污染等级/Pollution degree:3 塑件/Insert: Polycarbonate 接插件/Contacts:铜,镀金,镀银/copper alloy,Gold plated,Silver plated 接触电阻/Contact resistance: $\leq 1 m\Omega$ 冷压连接/Crimp terminal:0.14-4mm ² (AWG26-12)
SO-HMEE-008-MC	SO-HMEE-008-FC				
					接插件针数/Number of contacts:6 工作电流/Working current:16A 工作电压/Working voltage:830V 额定脉冲耐受电压/Rated impulse voltage:8KV 污染等级/Pollution degree:3 塑件/Insert: Polycarbonate 接插件/Contacts:铜,镀金,镀银/copper alloy,Gold plated,Silver plated 接触电阻/Contact resistance: $\leq 1 m\Omega$ 冷压连接/Crimp terminal:0.14-4mm ² (AWG26-12)
SO-HVME-006-MC	SO-HVME-006-FC				
					接插件针数/Number of contacts:5 工作电流/Working current:16A 工作电压/Working voltage:400V 额定脉冲耐受电压/Rated impulse voltage:6KV 污染等级/Pollution degree:3 塑件/Insert: Polycarbonate 接插件/Contacts:铜,镀银/copper alloy,Silver plated 接触电阻/Contact resistance: $\leq 3 m\Omega$ 弹片连接/Cage clamp terminal:0.14-2.5mm ² (AWG26-14)
SO-HME-005-MS	SO-HME-005-FS				
					接插件针数/Number of contacts:12 工作电流/Working current:10A 工作电压/Working voltage:250V 额定脉冲耐受电压/Rated impulse voltage:4KV 污染等级/Pollution degree:3 塑件/Insert: Polycarbonate 接插件/Contacts:铜,镀金,镀银/copper alloy,Gold plated,Silver plated 接触电阻/Contact resistance: $\leq 3 m\Omega$ 冷压连接/Crimp terminal:0.14-2.5mm ² (AWG26-14)
SO-HMD-012-MC	SO-HMD-012-FC				


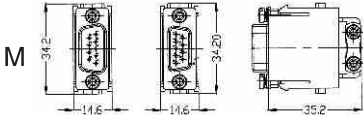

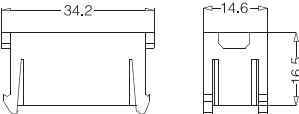
HM | 模块型技术特性

Modular Series Technical Characteristics

产品型号 Type of products	尺寸图 Drawing(Dimensions in mm)	技术参数 Technical parameters
 SO-HMDD-017-MC SO-HMDD-017-FC		接插件针数/Number of contacts:17 工作电流/Working current:10A 工作电压/Working voltage:160V 额定脉冲耐受电压/Rated impulse voltage:2.5KV 污染等级/Pollution degree:3 塑件/Insert: Polycarbonate 接插件/Contacts:铜,镀金,镀银/copper alloy,Gold plated,Silver plated 接触电阻/Contact resistance: $\leq 3m\Omega$ 冷压连接/Crimp terminal:0.14-2.5mm ² (AWG26-14)
 SO-HMDS-025-MC SO-HMDS-025-FC		接插件针数/Number of contacts:25 工作电流/Working current:4A 工作电压/Working voltage:50V 额定脉冲耐受电压/Rated impulse voltage:0.8KV 污染等级/Pollution degree:3 塑件/Insert: Polycarbonate 接插件/Contacts:铜,镀金,镀银/copper alloy,Gold plated,Silver plated 冷压连接/Crimp terminal:0.08-0.52mm ² (AWG28-20)
 SO-H2MEE-020-MC SO-H2MEE-020-FC		接插件针数/Number of contacts:20 工作电流/Working current:16A 工作电压/Working voltage:500V 额定脉冲耐受电压/Rated impulse voltage:6KV 污染等级/Pollution degree:3 塑件/Insert: Polycarbonate 接触电阻/Contact resistance: $\leq 1m\Omega$ 接插件/Contacts:铜,镀金,镀银/copper alloy,Gold plated,Silver plated 冷压连接/Crimp terminal:0.14-4mm ² (AWG26-12)
 SO-H2MDD-042-MC SO-H2MDD-042-FC		接插件针数/Number of contacts:42 工作电流/Working current:10A 工作电压/Working voltage:150V 额定脉冲耐受电压/Rated impulse voltage:2.5KV 污染等级/Pollution degree:3 塑件/Insert: Polycarbonate 接插件/Contacts:铜,镀金,镀银/copper alloy,Gold plated,Silver plated 接触电阻/Contact resistance: $\leq 3m\Omega$ 冷压连接/Crimp terminal:0.14-2.5mm ² (AWG26-14)
 SO-HM-RJ45-M SO-HM-RJ45-F		接插件针数/Number of contacts:8 工作电流/Working current:1A 工作电压/Working voltage:50V 额定脉冲耐受电压/Rated impulse voltage:0.8KV 污染等级/Pollution degree:3 塑件/Insert: Polycarbonate 模块与RJ45的终端/Module with RJ45 terminal 绞线直径/Stranded wire diameter (1)0.89-0.99mm (2)0.94-1.07mm AWG24-26 AWG22-24
 SO-HM-RJ45-APT/2		与公插芯搭配仅用于标准电缆接线 Go with male insert for standard cable 与公插芯搭配/Go with male insert: SO-HM-RJ45-M/APT/2

HM | 模块型技术特性


Modular Series Technical Characteristics

产品型号 Type of products	尺寸图 Drawing(Dimensions in mm)	技术参数 Technical parameters
 <p>SO-HMDS-009-MC SO-HMDS-009-FC</p>	 <p>M</p>	<p>接插件针数/Number of contacts:9 工作电流/Working current:5A 工作电压/Working voltage:50V 额定脉冲耐受电压/Rated impulse voltage:0.8KV 污染等级/Pollution degree:3 塑件/Insert: Polycarbonate 工作温度范围/Limiting temperatures -40℃ ~ +125℃ 阻燃等级UL94/Flammability acc.to(UL94) VO 插拔次数/Mechanical working life(mating cycles)≥500</p>
 <p>SO-HM-000</p>		<p>用于填充固定框架内空余的模块空间 Dummrg module, used to till the empty module space in the frame 阻燃等级UL94/Flammability acc.to(UL94) VO</p>

HM | 模块型技术特性

Modular Series Technical Characteristics

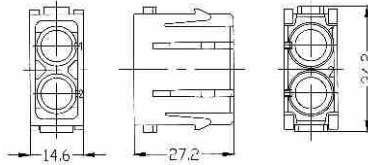
产品型号 Type of products 尺寸图 Drawing(Dimensions in mm) 技术参数 Technical parameters



SO-HMP-002



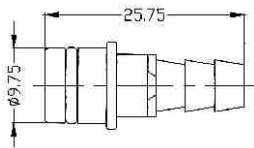
SO-HMP-002



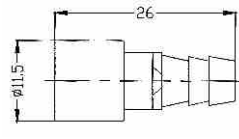
接插件针数/Number of contacts:2
 塑件/Insert: Polycarbonate
 工作温度范围/Limiting temperatures -40°C ~ +80°C
 阻燃等级UL94/Flammability acc.to(UL94) VO
 插拔次数/Mechanical working life(mating cycles)≥500
 接插件/Contacts
 材料/Material:聚甲醛/Delrin acetal
 管道直径/pipe internal diameter:6.0mm/1/4"
 工作压力/Working pressure:up 8 bar /116 psi
 密封件/Sealing:丁腈橡胶/NBR
 闭锁阀/Shut off valve:聚丙烯/Polypropylen



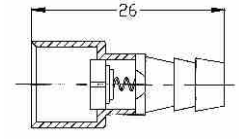
无锁止
without shut off
SO-PCM-6.0



无锁止
without shut off
SO-PCF-6.0



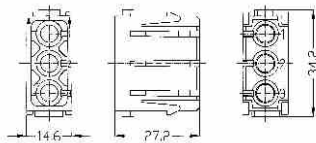
带锁止
with shut off
SO-PCFS-6.0



SO-HMP-003



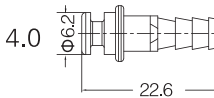
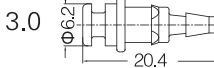
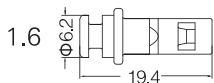
SO-HMP-003



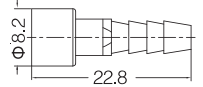
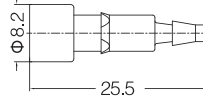
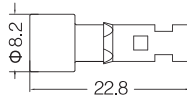
接插件针数/Number of contacts:3
 塑件/Insert: Polycarbonate
 工作温度范围/Limiting temperatures -40°C ~ +80°C
 阻燃等级UL94/Flammability acc.to(UL94) VO
 插拔次数/Mechanical working life(mating cycles)≥500
 接插件/Contacts
 材料/Material:聚甲醛/Delrin acetal
 管道直径/pipe internal diameter:(1.6mm/1/16")
 3.0mm(4.0mm/1/8")
 工作压力/Working pressure:up 8 bar /116 psi
 密封件/Sealing:丁腈橡胶/NBR
 闭锁阀/Shut off valve:聚丙烯/Polypropylen



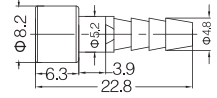
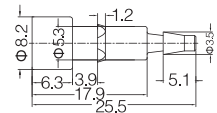
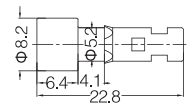
无锁止
without shut off
SO-PCM-1.6
SO-PCM-3.0
SO-PCM-4.0



无锁止
without shut off
SO-PCF-1.6
SO-PCF-3.0
SO-PCF-4.0



带锁止
with shut off
SO-PCFS-1.6
SO-PCFS-3.0
SO-PCFS-4.0



HM

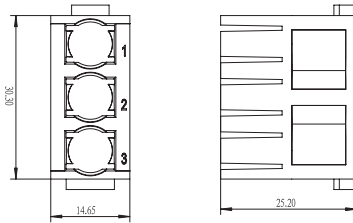
HM 模块型技术特性

Modular Series Technical Characteristics

产品型号 Type of products 尺寸图 Drawing(Dimensions in mm) 技术参数 Technical parameters



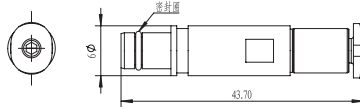
SO-HMP-003-V2



接插件针数/Number of contacts:3
 塑件/Insert: Polycarbonate
 工作温度范围/Limiting temperatures -40℃ ~ +80℃
 阻燃等级UL94/Flammability acc.to(UL94) VO
 插拔次数/Mechanical working life(mating cycles)≥500
 接插件/Contacts
 材料/Material:黄铜镀镍/Nickel-plated brass
 管道直径/pipe internal diameter:(3.0mm/1/8")
 (4.0mm/1/8")
 (6.0mm/1/4")
 工作压力/Working pressure:up 8 bar /116 psi
 密封件/Sealing:丁腈橡胶/NBR
 闭锁阀/Shut off valve:聚丙烯/Polypropylen



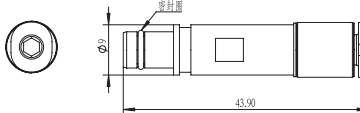
SO-PCM-OD3.0



无锁止
without shut off



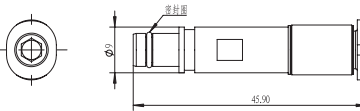
SO-PCM-OD4.0



无锁止
without shut off



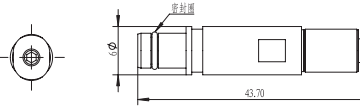
SO-PCM-OD6.0



无锁止
without shut off



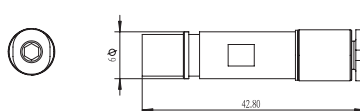
SO-PCF-OD3.0



无锁止
without shut off



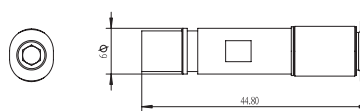
SO-PCF-OD4.0



无锁止
without shut off



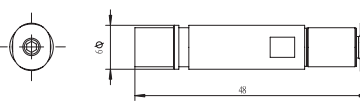
SO-PCF-OD6.0



无锁止
without shut off



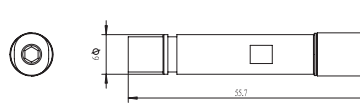
SO-PCFS-OD3.0



带锁止
with shut off



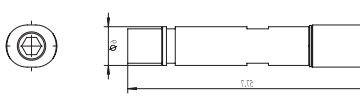
SO-PCFS-OD4.0



带锁止
with shut off



SO-PCFS-OD6.0



带锁止
with shut off

HM

HM 模块型技术特性

Modular Series Technical Characteristics

产品型号 Type of products	尺寸图 Drawing(Dimensions in mm)	技术参数 Technical parameters
<p>冷压连接/Crimp terminal, 带有额外屏蔽连接到框架 with additional shield connection to the hinged frame</p> <p>公/Male SO-HMMB-008-MC 母/Female SO-HMMB-008-FC</p>		<p>接插件针数/Combination of contacts:2x4 插拔次数/Mechanical working life -mating cycles: > =500 工作电流/Rated current:10A 工作温度范围/Limiting temperature,min.:-40℃ Limiting temperature,max.:125℃ 接线形式/ Termination method:冷压连接/ Crimp terminal</p>

需独立订购, 压针适配器模块需另外订购
 Please order crimp contacts separately.
 Please order the adapter module separately.

Adapte module 适配器模块

<p>SO-AM-M SO-AM-F</p>		<p>接插件针数/Combination of contacts:1-8 插拔次数/Mechanical working life -mating cycles: > =500 工作电流/Rated current:10A 工作温度范围/Limiting temperature,min.:-40℃ Limiting temperature,max.:125℃ 接线形式/ Termination method: 冷压连接/ Crimp terminal 导线规格/Wire cross section:0.14-2.5mm²</p>
-----------------------------	--	---

D-SUB 压接针

D-SUB Turned Crimp Contacts

识别/Identification	Wire gauge 导线规格(mm ²)	
压接针/Individual contacts	AWG 22-18 0.33-0.82	
	AWG 24-20 0.25-0.52	
	AWG 26-22 0.13-0.33	
	AWG 28-24 0.09-0.25	

HM 模块型技术特性

Modular Series Technical Characteristics

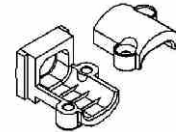
公针 Male contacts	<p>标准/Standard</p>	<table border="1"> <thead> <tr> <th></th> <th>a</th> <th>groove</th> </tr> </thead> <tbody> <tr> <td>AWG 22-18</td> <td>1.34</td> <td>none</td> </tr> <tr> <td>AWG 24-20</td> <td>1.13</td> <td>1</td> </tr> <tr> <td>AWG 26-22</td> <td>0.88</td> <td>2</td> </tr> <tr> <td>AWG 28-24</td> <td>0.64</td> <td>3</td> </tr> </tbody> </table>		a	groove	AWG 22-18	1.34	none	AWG 24-20	1.13	1	AWG 26-22	0.88	2	AWG 28-24	0.64	3
		a	groove														
AWG 22-18	1.34	none															
AWG 24-20	1.13	1															
AWG 26-22	0.88	2															
AWG 28-24	0.64	3															
母针 Female contacts	<p>标准/Standard</p>	<p>顶端带回槽 High-end with groove</p> <p>回槽/groove</p>															

D-SUB 模块附件
D-SUB Housing range Accessories for full metal hoods

产品名称 Name of products 产品型号 Type of products 尺寸图 Drawing(Dimensions in mm)

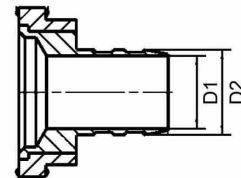
Cable clamp
电缆钳夹

Cable- Φ appr. 5-7mm
Cable- Φ appr. 7-10mm
Cable- Φ appr. 9-12mm
Cable- Φ appr. 11-14mm
Cable- Φ appr. 14-16mm



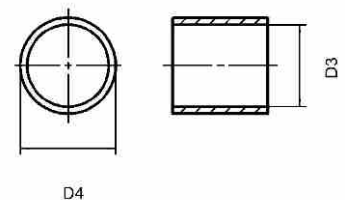
Crimp flange
压接法兰

D1	D2
3.0	4.0
3.5	4.5
4.0	5.0
4.5	5.5
5.0	6.0
5.5	6.5
6.0	7.0
6.5	7.5
7.0	8.0
7.5	8.5
8.0	9.0
8.5	9.5
9.0	10.00



Crimp ferrule
压接套管

D3	D4
5.0	6.0
5.5	6.5
6.0	7.0
6.5	7.5
7.0	8.0
7.5	8.5
8.0	9.0
8.5	9.5
9.0	10.0
9.5	10.5
10.0	11.0
10.5	11.5
11.0	12.0
11.5	12.5
12.0	13.0



Q-Coax 电磁屏蔽模块


Q-Coax Electromagnetic screening module



技术参数/Technical characteristics


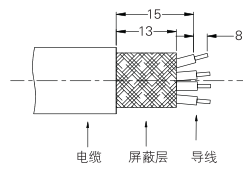
规范/认证 Specifications/Approvals	DIN EN 60 664
规范/Specifications	DIN EN 61 984
认证/Approvals	
插芯/Inserts	
接插件针数/Number of contacts	1,2
绝缘电阻/Insulation resistance	$\geq 10^{10} \Omega$
材料/Material	聚碳酸酯/polycarbonate
工作温度范围/Limiting temperatures	+40°C...+125°C
阻燃等级/Flammability acc.to UL 94	V0
可拔插次数/mechanical working life(mating cycles)	≥ 500
Q-Coax 针/Q-Coax contacts	
针数/Number of contacts	
-Q-Coax	1+屏蔽/1+shielding
-高密度Q-Coax/High Density Q-Coax	4+屏蔽/4+shielding
	8+屏蔽/8+shielding
依据EN61 984的电气数据/Electrical data acc.to EN 61 984	
-Q-Coax	10A 50V 0.8kV 3
-高密度Q-Coax/High Density Q-Coax	5A 50V 0.8kV 3
额定电流/Rated current	10/5A
额定电压/Rated Voltage	50V
额定脉冲电压/Rated impulse voltage	0.8kV
污染程度/Pollution degree	3
材料/Material	
-绝缘体/Insulator	聚碳酸酯/polycarbonate
-外导体/Out conductor	锌合金/zinc alloy
接触电阻/Contact resistance	$\leq 4m\Omega$
工作温度范围/Limiting temperatures	-40°C...+85°C
依据UL94的阻燃等级/Flammability acc.to UL 94	UI94
外导体表面/Outer surface finish	镍/nickel
电缆直径/Cable diameter	3-9.5mm
D-Sub 冷压针(5A)/D-Sub crimp contacts(5A)	
材料/Material	铜合金/Copper alloy
表面处理/Surface	镀金/Hard-gold plated
接触电阻/Contact resistance	$\leq 3m\Omega$
冷压连接/Crimp terminal	
-mm ²	0.09-0.52mm ²
-AWG	28-20
D/E型针/contacts(10A/16A)	
材料/Material	铜合金/Copper alloy
表面处理/Surface	镀金/Hard-gold plated
接触电阻/Contact resistance	$\leq 3m\Omega$
冷压连接/Crimp terminal	
-mm ²	0.14-2.5mm ²
-AWG	26-14

· 特征/Features

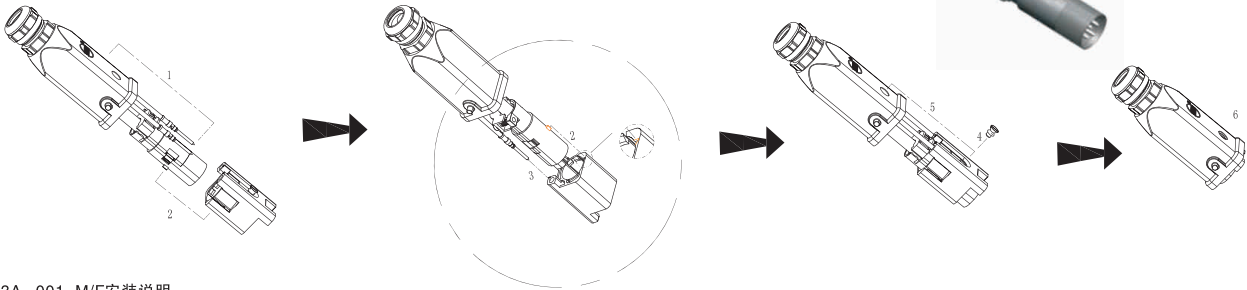
- 模块化结构
- 插入外壳不会造成屏蔽中断
- 屏蔽传导与外壳电势无关
- 仅当装入Q-Coax模块，Q-Coax针的插入才具极性
- 便于传输极灵敏信号(总线信号)
- Shielding bus separate from housing potential
- Perfect for transmission of sensitive signals
- The four pole Q-Coax contact is suitable for Ethernet Cat.5e  PROFIBUS when diagonally wiring of the date pairs.

Q-Coax 插体使用说明/Q-Coax Assembly instructions

1. 剥除电缆护皮和屏蔽层。
2. 将线压接到D型冷压针上。
3. 将压好线的D型针插入到绝缘芯子内，直到卡紧为止。
4. 将已经安装好的芯子顺着卡位槽的方向装入到带屏蔽功能的金属外壳内。
5. 用电缆卡箍把屏蔽电缆固定起来(小卡箍3--6mm, 大卡箍6--9.5mm)
6. 检查电缆线。
7. 合上金属外壳的盖子，并将其插入到相应腹腔的Q-Coax芯体内。



1. Strip cable acc. to drawing 1 and fold the shielding over the cable.
2. Crimp Dcontacts onto the wires.
3. Insert D contacts into corresponding cavities of insulator until they are snapped in
4. Fit the insert including the cable into the opened shielded bushing.
The coding pin of the shielded bushing has to meet the groove of the insulator.
5. Clamp the tilt over the shielding onto the cable by means of the special clamp (small opening for cable diameter of 3 – 6 mm, large opening for cable diameter of 6 – 9.5 mm).
6. Check the wiring.
7. Close the shielded bushing with the cover and insert it into the corresponding cavity of the QuintaxModule as usual.

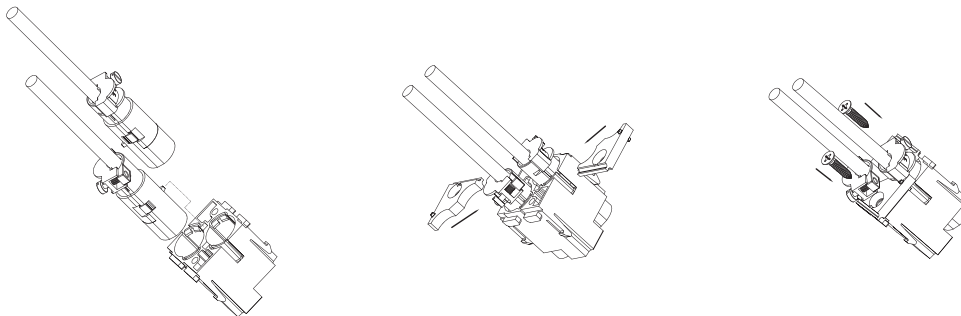


H3A-001-M/F安装说明

- 第一步: 将电缆导线穿过H3A外壳并装好Coax插芯(依上图安装式)以及2pin D型冷压针。如图1。
- 第二步: 将Coax插芯外壳上的“三角定位键”对准H3A-001-M/F插体上的“三角定位槽”，依此导向装入，如图2. 听到“咔哒”声，即装配到位，也就是卡勾卡住Coax的台阶面。
- 第三步: 将2pin D型针依孔位顺序，装入H3A-001-M/F插芯。
- 第四步: 将H3A-001-M/F的接地螺丝退出，并将H3A-001-M/F插芯装入H3A外壳，接地孔对位。最终锁上接地螺丝，安装完成。456

Installation instruction of H3A-001-M/F

- Step 1: cable conductor will pass through H3A housing and Coax mortise (assembly type shown in the above figure) and 2pin D-type cold pressing pin will be installed. Refer to figure 1
- Step 2: “triangulation positioning key” on the housing of Coax mortise is directed at “triangulation positioning slot” on the H3A-001-M/F plug for installation, which is shown in the figure 2. In addition, assembly is completed if “click” is heard. Namely, step surface of Coax has been stuck by the card hook.
- Step 3: 2 pin D-type pin will be installed in H3A-001-M/F mortise as per sequence of hole site.
- Step 4: grounding screw of H3A-001-M/F will be removed.
- Step 5: In addition, H3A-001-M/F mortise will be installed in H3A housing, aiming at grounding hole.
- Step 6: At last, grounding screw will be locked and installation is completed.



H2M-002-M/F安装说明

- 第一步: 将已装好Coax的芯子装入H2M-002-M/F的插体内。装入过程中，须将Coax插芯外壳上的“三角定位键”对准H2M-002-M/F插体上的“定位槽”，依此导向装入。听到“咔哒”声，即装配到位，也就是卡勾卡住Coax的台阶面。
- 第二步: 将适配器APT-H2MQ一对，依箭头方向，横向装入H2M-002-M/F与Coax芯子的固定台阶面。如图2
- 第三步: 将适配器固定螺丝锁上，至此H2M-002-M/F模块的安装完成。
- 第四步: 将安装好的H2M-002-M/F模块安装于模块框架上。

Installation instruction of H2M-002-M/F

- Step 1: slug of Coax that has been installed will be installed in the plug of H2M-002-M/F. “triangulation positioning key” on the housing of Coax mortise must be directed at the “positioning slot” on the plug of H2M-002-M/F in the installation process. In addition, assembly is completed if “click” is heard. Namely, step surface of Coax has been stuck by the card hook.
- Step 2: a pair of APT-H2MQ adapter will be horizontally installed at the fixed step surface of H2M-002-M/F and Coax slug as per the arrow direction. Refer to the figure 2.
- Step 3: the adapter will be fixed with the screw lock, which means that H2M-002-M/F module has been installed.

Q-Coax

电磁屏蔽模块

Electromagnetic shielding module

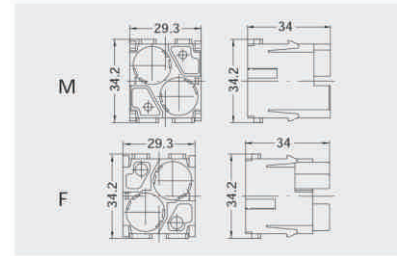


可与框架及其他所有模块产品组合使用
Combination with hinged frame and other modules possible.

冷压连接/Crimp terminal



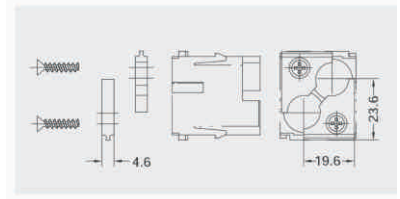
插芯/inserts	型号/Type
公/Male	SO-H2M-002-M
母/Female	SO-H2M-002-F



Q-Coax金属适配器/Q-Coax metal adapter



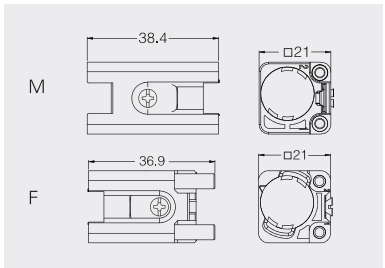
型号/Type
SO-APT-H2MQ



冷压连接/Crimp terminal



插芯/inserts	型号/Type
公/Male	H3A-001-M
母/Female	H3A-001-F



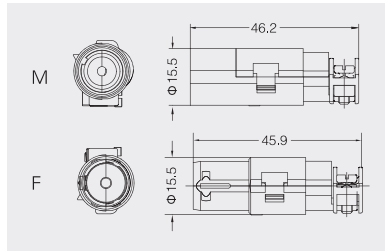
Q-C

Q-Coax 1针/1+ shielding

16A 冷压针需要另外订购
16A Order crimp contacts separately
电缆直径/Cable diameter: 3-9.5mm



插芯/inserts	型号/Type
公/Male	EMC-001-MC
母/Female	EMC-001-FC

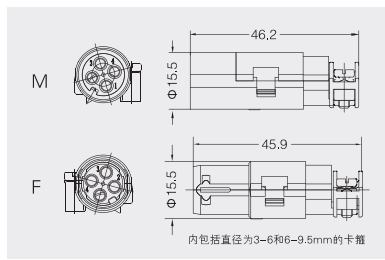


Q-Coax 4针/4+ shielding

10A 冷压针需要另外订购
10A Order crimp contacts separately
电缆直径/Cable diameter: 3-9.5mm



插芯/inserts	型号/Type
公/Male	EMC-004-MC
母/Female	EMC-004-FC



Q-Coax

电磁屏蔽模块

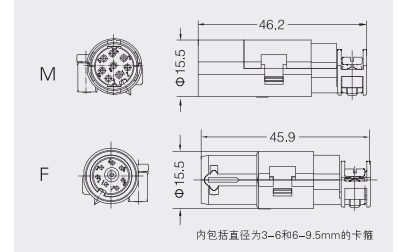
Electromagnetic shielding module

Q-Coax 8针/8+shielding

5A 冷压针需要另外订购
5A Order crimp contacts separately
电缆直径/Cable diameter: 0.64-1.35mm



插芯/inserts	型号/Type
公/Male	EMC-008-MC
母/Female	EMC-008-FC



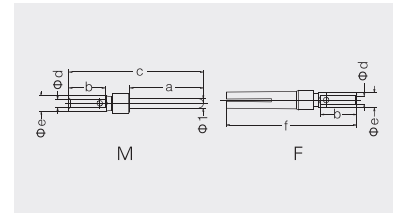
冷压针 Crimp contacts

5A 冷压针/5A Crimp contacts

接触电阻 $\leq 3m\Omega$
Contact resistance $\leq 31m\Omega$
镀金/Gold plated



线规/Wire gauge(mm ²)	公/Male	母/Female
0.09-0.25	CSGM-0.25	CSGF-0.25
0.13-0.33	CSGM-0.33	CSGF-0.33
0.33-0.52	CSGM-0.52	CSGF-0.52
0.33-0.82	CSGM-0.82	CSGF-0.82

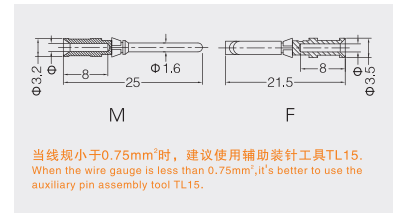


10A 冷压针/5A Crimp contacts

接触电阻 $\leq 3m\Omega$
Contact resistance $\leq 3m\Omega$
镀金/Gold plated



线规/Wire gauge(mm ²)	公/Male	母/Female
0.14-0.37	CDGM-0.37	CDGF-0.37
0.5	CDGM-0.50	CDGF-0.50
0.75	CDGM-0.75	CDGF-0.75
1	CDGM-1.0	CDGF-1.0
1.5	CDGM-1.5	CDGF-1.5
2.5	CDGM-2.5	CDGF-2.5

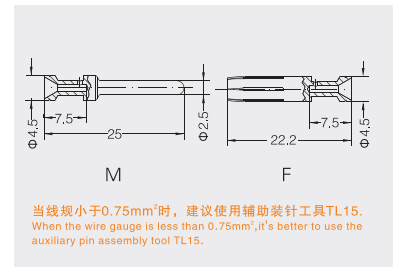


16A 冷压针/16A Crimp contacts

接触电阻 $\leq 1m\Omega$
Contact resistance $\leq 1m\Omega$
镀金/Gold plated



线规/Wire gauge(mm ²)	公/Male	母/Female
0.14-0.37	CEGM-0.37	CEGF-0.37
0.5	CEGM-0.50	CEGF-0.50
0.75	CEGM-0.75	CEGF-0.75
1	CEGM-1.0	CEGF-1.0
1.5	CEGM-1.5	CEGF-1.5
2.5	CEGM-2.5	CEGF-2.5
3	CEGM-3.0	CEGF-3.0
4	CEGM-4.0	CEGF-4.0



HKS | 智能连接器技术特性

Intelligent Connector Technical characteristics


产品型号 Type of products

尺寸图 Drawing(Dimensions in mm)

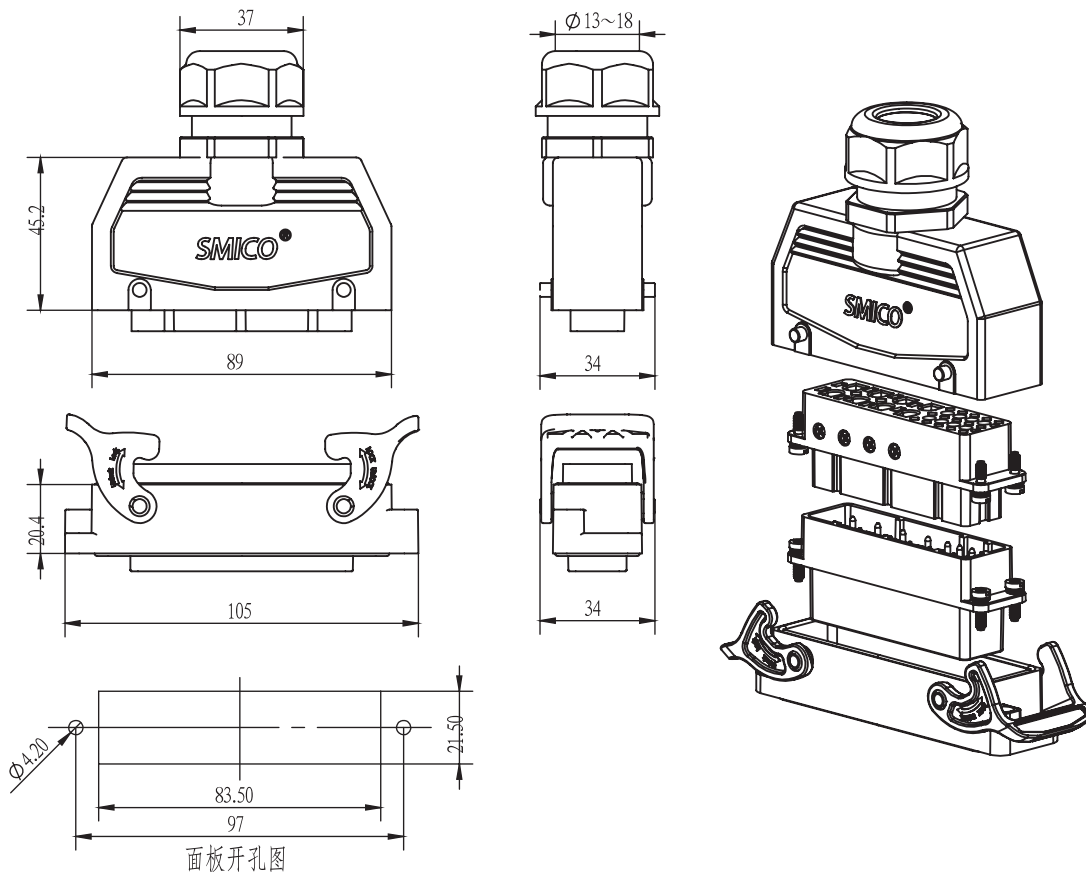
技术参数 Technical parameters



SO-HKS-008/8-FC



SO-HKS-008/8-MC



技术参数/Technical characteristics

壳体/Hood

- 01.材料/Material: 聚碳酸酯/polycarbonate
- 02.颜色/Colour: Pantone Warm Gray 5C
- 03.温度范围/Limiting temperatures: -40℃~+125℃
- 04.防护等级/Degree of protection acc: IP65 (En60529)
- 05.出线方式/Entry: 顶部出线/Top entry
- 06.出线孔数/Cable entry: 1*M25 (Φ13~18)
- 07.联锁元件/Locking lever: 塑料双扣/double locking lever
- 08.密封元件/Material (seal): NBR

插芯/Inserts(DIN EN 61984)

- 01.材料/Material: 聚碳酸酯/polycarbonate
- 02.颜色/Colour: Pantone Warm Gray 5C
- 03.插针数/Contacts: 8+8(防开路)
- 04.温度范围/Limiting temperatures: -40℃~+125℃
- 05.额定电流/Rated current: 10A
- 06.额定电压/Rated voltage: 250V
- 07.脉冲电压/Rated impulse voltage: 4KV
- 08.可插拔次数/Mating cycles: ≥500
- 09.绝缘电阻/Insulation resistance: ≥1010Ω

插针/Contacts

- 01.材料/Material: 铜合金表面接触/copper alloy
- 02.表面处理/Surface: 镀银/Silver plated
- 03.接触电阻/Contact resistance: ≤3^mΩ
- 04.接线方式/Terminal: 螺钉screw/冷压连接crimp terminal
- 05.线径范围/Wire gauge:
 - 螺钉/Screw terminal: 0.75~2.5mm²
 - 冷压/Crimp terminal: 0.37~2.5mm²

HSK

外壳特性 Hood & Housing Feature

3A 塑料外壳/Size 3A Plastic Hoods & Housings IP65

材料/Material	聚碳酸酯/polycarbonate
颜色/Colour	灰白/light grey(RAL 7032)
联锁元件/Locking element	
-联锁方式/-Lever type	塑料弹性压合/plastic elastic pressing
-材料/-Material	聚酰胺/polyamide
密封元件/Hoods/Housings seal	NBR
适用温度范围/Limiting temperatures	-40...+125°C
阻燃等级/Flammability acc.to UL94	V0
防护等级 (联锁状态,EN60529)	IP65
Degree of protection acc.to DIN EN 60 529 for coupled connector	

3A 金属外壳/ Size 3A Metal Hoods & Housings IP65

材料/Material	铸锌/zinc die-cast
颜色/Colour	灰色/grey
联锁元件/Locking element	
-联锁方式/-Lever type	金属弹性压合/metal elastic pressing
-材料/-Material	(铁)镀锌/不锈钢/metal elastic pressing metal galvanized
密封元件/Hoods/Housings seal	NBR
适用温度范围/Limiting temperatures	-40...+125°C
阻燃等级/Flammability acc.to UL94	V0
防护等级 (联锁状态,EN60529)	IP65
Degree of protection acc.to DIN EN 60 529 for coupled connector	

3A 高防护外壳/ 3A Pressure tight Hoods & Housings IP68/IP69K

表面处理/Surface	喷涂/Epoxy powder coating
材料/Material	铸锌/zinc die-cast
颜色/Colour	黑色/灰色/black or grey
联锁元件/Locking element	
-联锁方式/-Lever type	螺栓连接/screw locking
-材料/-Material	不锈钢/stainless steel
密封元件/Hoods/Housings seal	NBR
适用温度范围/Limiting temperatures	-40...+125°C
阻燃等级/Flammability acc.to UL94	V0
防护等级 (联锁状态,EN60529)	IP68/IP69K
Degree of protection acc.to DIN EN60 529 for coupled connector	

EMC电磁兼容外壳/EMC Electromagnetic Compatibility Hoods & Housings

材料/Material	铸锌(3A外壳)/铸铝(B型外壳)/zinc die-cast(3A)
颜色/Colour	aluminium die-cast(Type B)
联锁元件/Locking element	导电/electrical conductive
-联锁方式/-Lever type	金属弹性压合/螺栓连接/metal elastic pressing/screw locking
-材料/-Material	see15-02
密封元件/Hoods/Housings seal	NBR
适用温度范围/Limiting temperatures	-40...+125°C
阻燃等级/Flammability acc.to UL94	V0
H 系列 防护等级 (联锁状态,EN60529)	IP65
W 系列 防护等级 (联锁状态,EN60529)	IP67
Degree of protection acc.to DIN EN 60 529 for coupled connector	

HC金属外壳 IP65/HC Metal Hoods & Housings IP65

表面处理/Surface	喷涂/电镀/Epoxy powder coating/nickelning
材料/Material	铸锌/zinc die-cast
颜色/Colour	黑色/亚光镍/black/brushed nickel
联锁元件/Locking element	
-联锁方式/-Lever type	金属弹性压合/metal elastic pressing
-材料/-Material	不锈钢/stainless steel
密封元件/Hoods/Housings seal	NBR
适用温度范围/Limiting temperatures	-40...+125°C
阻燃等级/Flammability acc.to UL94	V0
防护等级 (联锁状态,EN60529)	IP65
Degree of protection acc.to DIN EN60 529 for coupled connector	

塑料外壳/Plastic Hoods & Housings IP65

材料/Material	聚酰胺/polyamide
颜色/Colour	RAL 9005(黑色)/RAL 9005 (black)
联锁元件/Locking element	
-联锁方式/-Lever type	塑料弹性压合/plastic elastic pressing
-材料/-Material	聚酰胺/polyamide
密封元件/Hoods/Housings seal	NBR
适用温度范围/Limiting temperatures	-40...+125°C
阻燃等级/Flammability acc.to UL94	V0
防护等级 (联锁状态,EN60529)	IP65

金属外壳 / Metal Hoods & Housings

材料/Material	铸铝/aluminium die-cast
颜色/Colour	灰色/grey
联锁元件/Locking element	
-联锁方式/-Lever type	金属弹性压合metal elastic pressing
-材料/-Material	见P70
密封元件/Hoods/Housings seal	NBR
适用温度范围/Limiting temperatures	-40...+125°C
阻燃等级/Flammability acc.to UL94	V0
H 系列 防护等级 (联锁状态,EN60529)	IP65
W 系列 防护等级 (联锁状态,EN60529)	IP67
Degree of protection acc.to DIN EN 60 529 for coupled connector	
耐腐蚀(高环境)/Hoods/Housings for higher environmental requirements	

材料/Material	铸铝合金(3A)/铸铝合金/zinc die-cast(3A), aluminium die-cast Type B
颜色/Colour	RAL 9005(黑色)/RAL 9005 (black)
表面处理/Surface-Top coat	环氧粉末涂料/epoxy powder paint
联锁元件/Locking element	
-联锁方式/-Lever type	金属弹性压合/metal elastic coating
-材料/-Material	不锈钢/stainless steel
密封元件/Hoods/Housings seal	FPM
适用温度范围/Limiting temperatures	-40...+125°C
阻燃等级/Flammability acc.to UL94	V0
H 系列 防护等级 (联锁状态,EN60529)	IP65
W 系列 防护等级 (联锁状态,EN60529)	IP67
Degree of protection acc.to DIN EN 60 529 for coupled connector	




高防护外壳 IP68/IP69K/Pressure tight Hoods & Housings IP68/IP69K

材料/Material	铸铝合金/aluminium die-cast, corrosion resistant
颜色/Colour	黑色或灰色/black or grey
联锁元件/Locking element	
-联锁方式/-Lever type	螺栓连接/screw locking
-材料/-Material	不锈钢/stainless steel
密封元件/Hoods/Housings seal	NBR
适用温度范围/Limiting temperatures	-40...+125°C
阻燃等级/Flammability acc.to UL94	V0
防护等级 (联锁状态,EN60529)	IP68/IP69K
Degree of protection acc.to DIN EN60 529 for coupled connector	

HC塑料外壳 IP65/HC Plastic Hoods & Housings IP65

材料/Material	聚碳酸酯/polycarbonate
颜色/Colour	RAL 9005(黑色)/RAL 9005(black)
联锁元件/Locking element	
-联锁方式/-Lever type	塑料弹性压合/plastic elastic pressing
-材料/-Material	聚酰胺/polyamide
密封元件/Hoods/Housings seal	NBR
适用温度范围/Limiting temperatures	-40...+125°C
阻燃等级/Flammability acc.to UL94	V0
防护等级 (联锁状态,EN60529)	IP65
Degree of protection acc.to DIN EN60 529 for coupled connector	


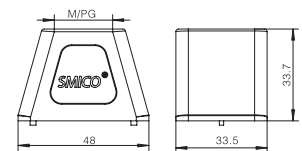

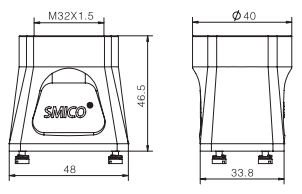

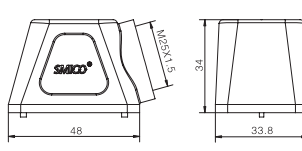

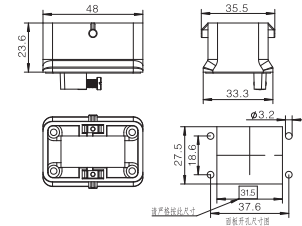

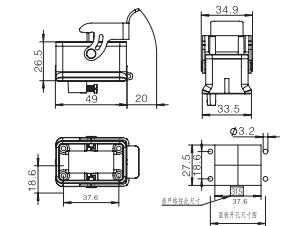

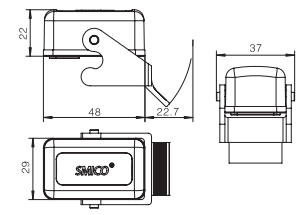

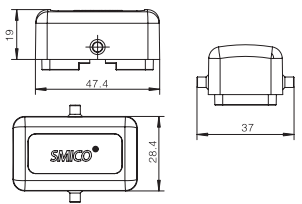
可供选择的扣子/Locking levers

识别/Identification	主要材质/Material	描述/Description	型号举例/Model example
	高强度尼龙塑料 High-strength nylon plastic	可拆卸锁扣, 适用于一般工业环境 Removable lock for general industrial enviroment	SO-H24B-ST-2L
	不锈钢材质+铝合金 Stainless steel+Al alloy	高强度锁扣, 适用于恶劣使用环境 Hight strengh lock for harsh enviroment	SO-H24B-ST-2L/SL
	不锈钢材质 Stainless steel	高强度锁扣, 适用于恶劣使用环境 Hight strengh lock for harsh enviroment	SO-H24B-ST-2L/SS



SO-H1M 外壳 Hoods & Housings


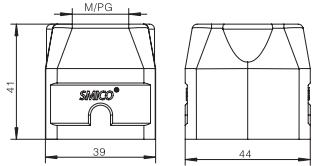

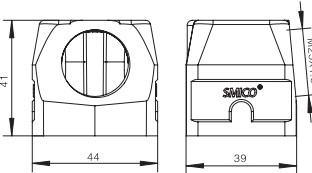

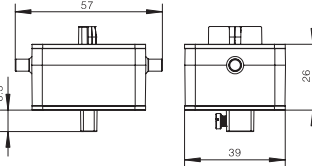

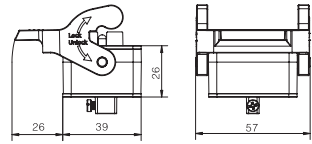

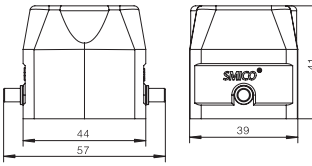
Size H1M IP65

	螺纹 Thread	型号 Type	尺寸图 Drawing(mm)
上壳 /Hoods 	M25	SO-H1M-TK-M25	
顶出线/Top entry 	M32	SO-H1M-TK-M32	
上壳 /Hoods 	M25	SO-H1M-SK-M25	
侧面出线/Side entry 	-	SO-H1M-MST-2B	
中间壳 /Carrier Hood 	-	SO-H1M-ST-1L	
塑料保护盖 /Protection covers,plastic 	-	SO-H1M-CV-1L	
底座塑料保护盖 Protection covers(for Housings),plastic 	-	SO-H1M-CV-2B	

H1M

SO-H2M 外壳 Hoods & Housings


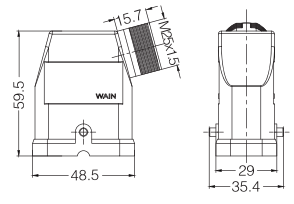

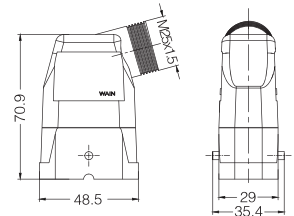

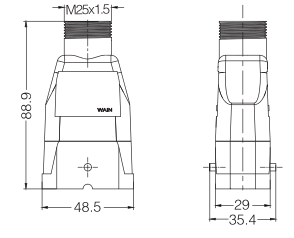

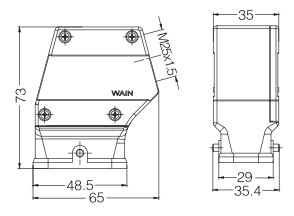

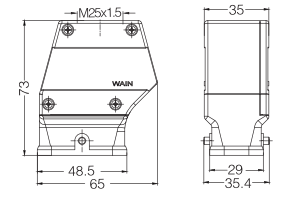

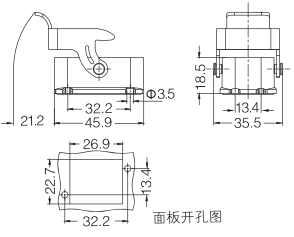
Size H2M IP65

	螺纹 Thread	型号 Type	尺寸图 Drawing(mm)
上壳 /Hoods 	M20 M25 M32	SO-H2M-TK	
顶出线/Top entry 上壳 /Hoods 	M25	SO-H2M-SK	
侧面出线/Side entry 中间壳 /Carrier Hood 	-	SO-H2M-ST-2B	
开孔安装底座/Bulkhead mounted housing 	-	SO-H2M-ST-1L	
开孔安装底座保护罩 Cover for bulkhead mounted housing 	-	SO-H2M-CV-2B	

H2M


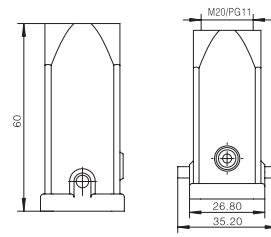

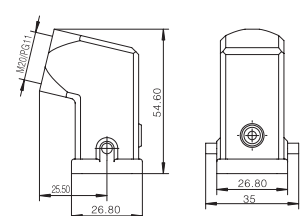

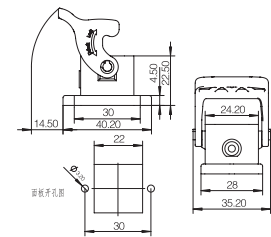

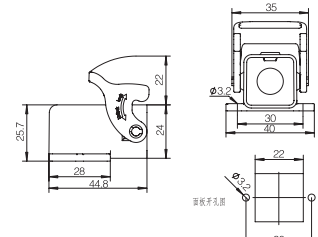

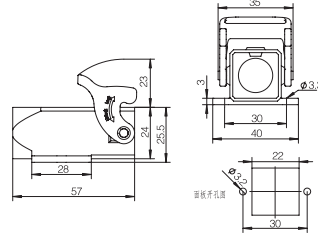

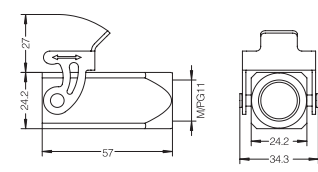
SO-HC 外壳 Hoods & Housings

Size HC IP65

	螺纹 Thread	型号 Type	尺寸图 Drawing(mm)
上壳 /Hoods 	M25	EMC.HC-SE-2B-M25	
侧面出线/Side entry 上壳 /Hoods 	M25	EMC.HC-SEH-2B-M25	
侧面出线/Side entry 高结构/High construction 上壳 /Hoods 	M25	EMC.HC-TEH-2B-M25	
顶出线/Top entry 高结构/High construction 上壳 /Hoods 	M25	EMC.HC-SEHS-2B-M25	
侧面出线/Side entry 高结构/High construction 上壳 /Hoods 	M25	EMC.HC-TEHS-2B-M25	
下壳/Housings 	-	EMC.HC-BK-1L/S	
不封底/bulkhead mounting			面板开孔图



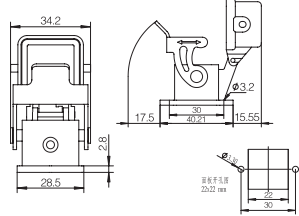

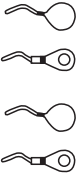
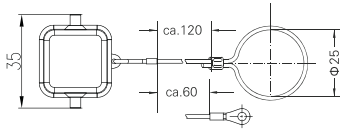
SO-H3A.P 塑料外壳 Hoods & Housings

Size H3A.P IP65

	螺纹 Thread	型号 Type	尺寸图 Drawing(mm)
上壳 /Hoods 	M20 PG11	SO-H3A.P-TK-2B-M20 SO-H3A.P-TK-2B-PG11	
顶出线/Top entry 上壳 /Hoods 	M20 PG11	SO-H3A.P-SK-2B-M20 SO-H3A.P-SK-2B-PG11	
侧面出线/Side entry 下壳/Housings 	-	SO-H3A.P-ST-1L	
不封底/bulkhead mounting 下壳/Housings 	-	SO-H3A.P-ST-SK-1L	
封底/surface mounting 下壳/Housings 	M20 PG11	SO-H3A.P-SG-1L-M20 SO-H3A.P-SG-1L-PG11	
电缆对接/Cable to cable 下壳/Housings 	M20 PG11	SO-H3A.P-DJK-1L-M20 SO-H3A.P-DJK-1L-PG11	


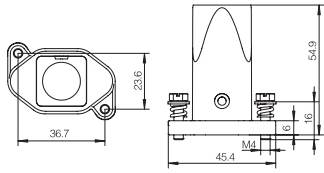

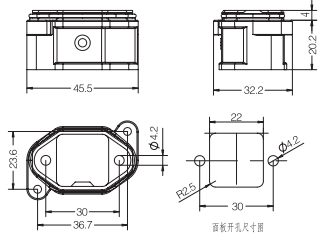

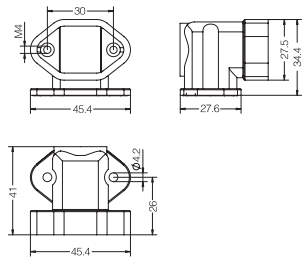

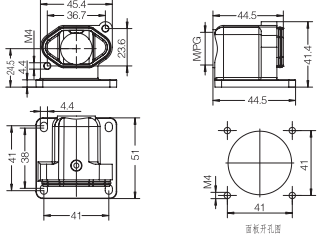

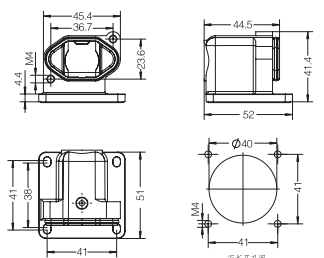
SO-H3A.P塑料外壳 Hoods & Housings

Size H3A.P IP65

	螺纹 Thread	型号 Type	尺寸图 Drawing(mm)
<p>防护盖/Protection cover</p> 		<p>SO-H3A.P-CV-1L/1M(配公芯) SO-H3A.P-CV-1L/1F(配母芯)</p>	
<p>防护盖/Protection cover</p> 		<p>SO-H3A.P-CV-2B/1M(配公芯) SO-H3A.P-CV-2B/2M(配公芯) SO-H3A.P-CV-2B/1F(配母芯) SO-H3A.P-CV-2B/2F(配母芯)</p>	

SO-HP3A/H 外壳 Hoods & Housings


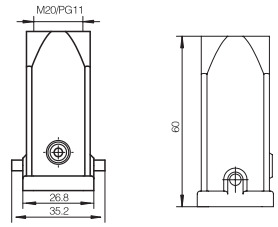

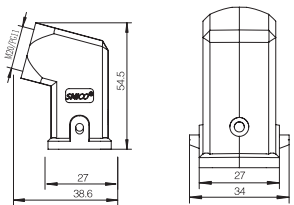

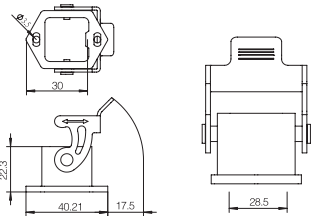

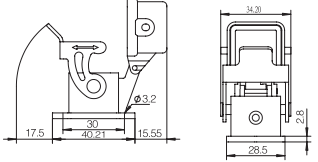

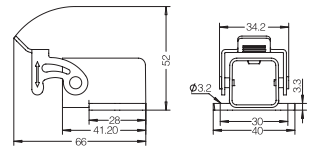

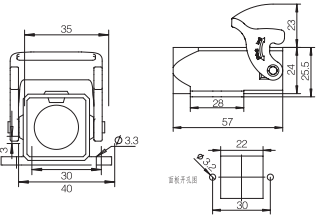

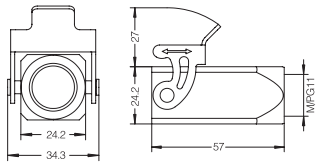
Size HP3A IP68

	螺纹 Thread	型号 Type	尺寸图 Drawing(mm)
上壳 /Hoods 	M20 PG13.5	SO-HP3A/H-TE-2S-M20 SO-HP3A/H-TE-2S-PG13.5 SO-HP3A/H-TE-2T-M20 SO-HP3A/H-TE-2T-PG13.5	
顶出线/Top entry 下壳/Housings 	-	SO-HP3A/H-BK-2H SO-HP3A/H-BK-2T	
不封底/bulkhead mounting 适配器/Adaptor 	-	SO-HP3A/H-BK-SE	
适用不封底下壳/Adaptor for Housings 下壳/Housings 	M20 PG13.5	SO-HP3A/H-SF-2H-M20 SO-HP3A/H-SF-2H-PG13.5	
封底/surface mounting 下壳/Housings 	-	SO-HP3A/H-SF-2H	
不封底/bulkhead mounting			

H-A

SO-H3A 外壳 Hoods & Housings


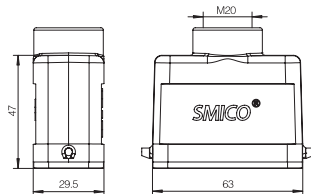

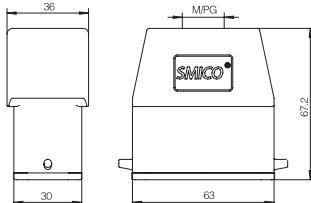

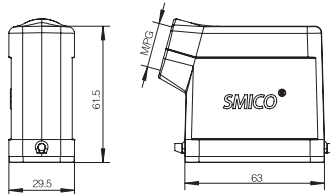

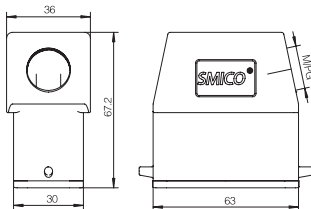


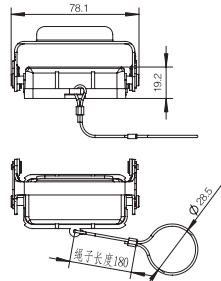
Size H3A IP65

	螺纹 Thread	型号 Type	尺寸图 Drawing(mm)
上壳 /Hoods  顶出线/Top entry	M20 PG11	SO-H3A-TK-2B-M20 SO-H3A-TK-2B-PG11	
上壳 /Hoods  侧面出线/Side entry	M20 PG11	SO-H3A-SK-2B-M20 SO-H3A-SK-2B-PG11	
下壳/Housings  开孔安装/Bulkhead mounting	...	SO-H3A-ST-1L	
下壳/Housings  开孔安装/Bulkhead mounting	...	带塑料盖/With plastic cover SO-H3A-ST-CV-1L	
下壳/Housings  开孔安装/Bulkhead mounting	...	SO-H3A-ST-SK-1L	
下壳/Housings  表面安装/Surface mounting	M20 PG11	SO-H3A-SG-1L-M20 SO-H3A-SG-1L-PG11	
下壳/Housings  电缆对接/Cable to cable	M20 PG11	SO-H3A-DJK-1L-M20 SO-H3A-DJK-1L-PG11	

H-A

SO-H10A 外壳 Hoods & Housings


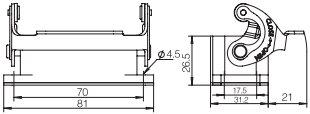

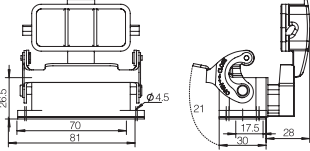

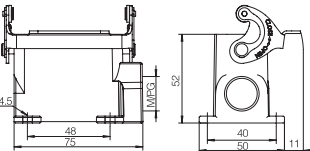

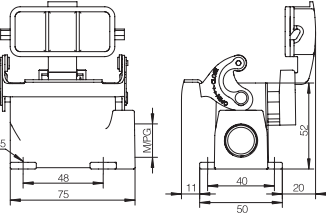


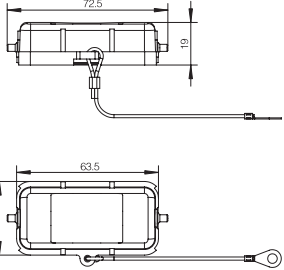
Size H10A IP65

	螺纹 Thread	型号 Type	尺寸图 Drawing(mm)
上壳 /Hoods 	M20 PG13.5	SO-H10A-TK-2B-M20 SO-H10A-TK-2B-PG13.5	
顶出线/Top entry 	M25 PG16 PG21	SO-H10A-TKH-2B-M25 SO-H10A-TKH-2B-PG16 SO-H10A-TKH-2B-PG21	
上壳 /Hoods 	M20 PG16	SO-H10A-SK-2B-M20 SO-H10A-SK-2B-PG16	
侧面出线/Side entry 	M25 PG16 PG21	SO-H10A-SKH-2B-M25 SO-H10A-SKH-2B-PG16 SO-H10A-SKH-2B-PG21	
防护盖/Protection cover 		金属盖/Metal cover SO-H10A-CV-1L/1S SO-H10A-CV-1L/2S	

H-A

SO-H10A 外壳 Hoods & Housings


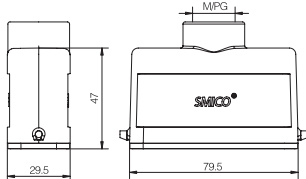

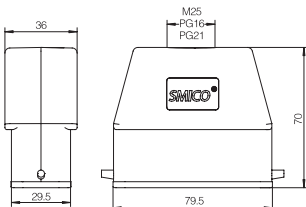

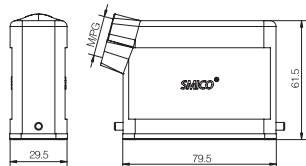

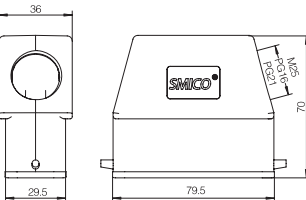



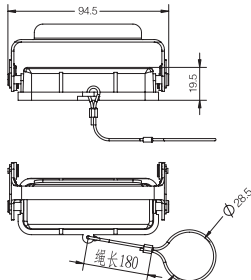
Size H10A IP65

	螺纹 Thread	型号 Type	尺寸图 Drawing(mm)
下壳/Housings 	...	SO-H10A-ST-1L	
开孔安装/Bulkhead mounting			
下壳/Housings 	...	SO-H10A-ST-CV-1L	
开孔安装/Bulkhead mounting			
下壳/Housings 	M20 M25 2M20 PG16 2PG16 PG21	SO-H10A-SG-1L-M20 SO-H10A-SG-1L-M25 SO-H10A-SG-1L-2M20 SO-H10A-SG-1L-PG16 SO-H10A-SG-1L-2PG16 SO-H10A-SG-1L-PG21	
表面安装/Surface mounting			
下壳/Housings 	M20 M25 2M20 PG16 2PG16 PG21	SO-H10A-SG-CV-1L-M20 SO-H10A-SG-CV-1L-M25 SO-H10A-SG-CV-1L-2M20 SO-H10A-SG-CV-1L-PG16 SO-H10A-SG-CV-1L-2PG16 SO-H10A-SG-CV-1L-PG21	
表面安装/Surface mounting			
		金属盖/Metal cover SO-H10A-CV-1S SO-H10A-CV-2S	
防护盖/Protection cover			

H-A

SO-H16A 外壳 Hoods & Housings


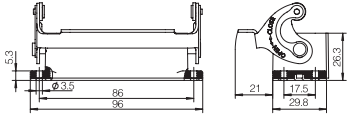

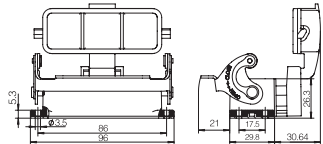

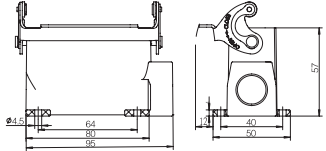

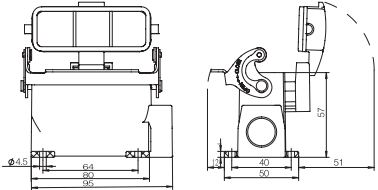


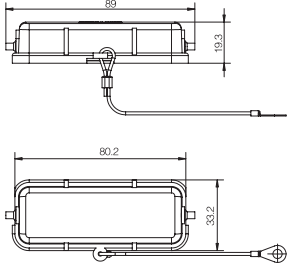
Size H16A IP65

	螺纹 Thread	型号 Type	尺寸图 Drawing(mm)
上壳 /Hoods 	M20 PG16	SO-H16A-TK-2B-M20 SO-H16A-TK-2B-PG16	
顶出线/Top entry 上壳 /Hoods 	M25 PG16 PG21	SO-H16A-TKH-2B-M25 SO-H16A-TKH-2B-PG16 SO-H16A-TKH-2B-PG21	
顶出线/Top entry 高结构/High construction 上壳 /Hoods 	M20 PG16	SO-H16A-SK-2B-M20 SO-H16A-SK-2B-PG16	
侧面出线/Side entry 上壳 /Hoods 	M25 PG16 PG21	SO-H16A-SKH-2B-M25 SO-H16A-SKH-2B-PG16 SO-H16A-SKH-2B-PG21	
侧面出线/Side entry 高结构/High construction 防护盖/Protection cover 	 	金属盖/Metal cover SO-H16A-CV-1L/1S SO-H16A-CV-1L/2S	

H-A

SO-H16A 外壳 Hoods & Housings


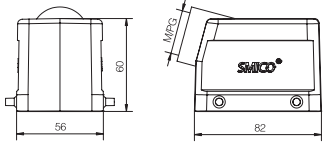

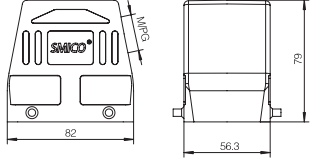

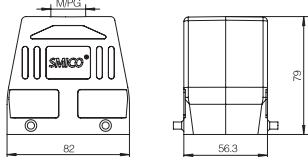

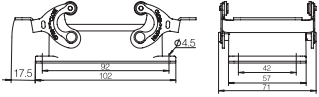

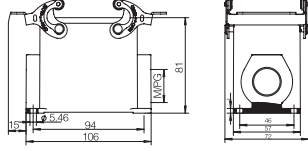

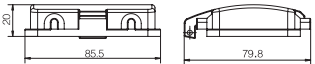
Size H16A IP65

	螺纹 Thread	型号 Type	尺寸图 Drawing(mm)
下壳/Housings 	...	SO-H16A-ST-1L	
开孔安装/Bulkhead mounting			
下壳/Housings 	...	SO-H16A-ST-CV-1L	
开孔安装/Bulkhead mounting			
下壳/Housings 	M20 2M20 M25 2M25 PG16 2PG16 PG21	SO-H16A-SG-1L-M20 SO-H16A-SG-1L-2M20 SO-H16A-SG-1L-M25 SO-H16A-SG-1L-2M25 SO-H16A-SG-1L-PG16 SO-H16A-SG-1L-2PG16 SO-H16A-SG-1L-PG21	
表面安装/Surface mounting			
下壳/Housings 	M20 2M20 M25 2M25 PG16 2PG16 PG21	SO-H16A-SG-CV-1L-M20 SO-H16A-SG-CV-1L-2M20 SO-H16A-SG-CV-1L-M25 SO-H16A-SG-CV-1L-2M25 SO-H16A-SG-CV-1L-PG16 SO-H16A-SG-CV-1L-2PG16 SO-H16A-SG-CV-1L-PG21	
表面安装/Surface mounting			
		金属盖/Metal cover SO-H16A-CV-1S SO-H16A-CV-2S	
防护盖/Protection cover			

H-A

SO-H32A 外壳 Hoods & Housings


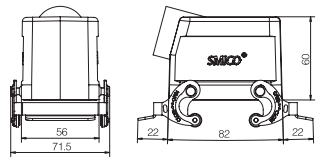

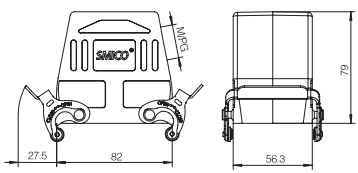

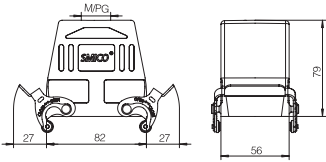

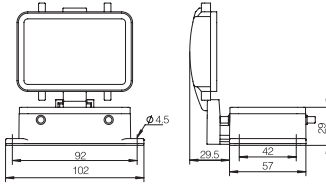

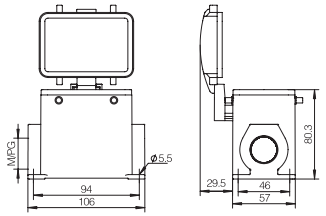
Size H32A IP65

	螺纹 Thread	型号 Type	尺寸图 Drawing(mm)
上壳 /Hoods 	M25 PG21	SO-H32A-SK-4B-M25 SO-H32A-SK-4B-PG21	
侧面出线/Side entry			
上壳 /Hoods 	M25 M32 PG21 PG29	SO-H32A-SKH-4B-M25 SO-H32A-SKH-4B-M32 SO-H32A-SKH-4B-PG21 SO-H32A-SKH-4B-PG29	
侧面出线/Side entry 高结构/High construction			
上壳 /Hoods 	M25 M32 PG21 PG29	SO-H32A-TKH-4B-M25 SO-H32A-TKH-4B-M32 SO-H32A-TKH-4B-PG21 SO-H32A-TKH-4B-PG29	
顶出线/Top entry 高结构/High construction			
下壳/Housings 	...	SO-H32A-ST-2L	
开孔安装/Bulkhead mounting			
下壳/Housings 	M25 M32 2M32 PG21 2PG21 PG29 2PG29	SO-H32A-SG-2L-M25 SO-H32A-SG-2L-M32 SO-H32A-SG-2L-2M32 SO-H32A-SG-2L-PG21 SO-H32A-SG-2L-2PG21 SO-H32A-SG-2L-PG29 SO-H32A-SG-2L-2PG29	
表面安装/Surface mounting			
	...	SO-H32A-CV-4B	
防尘保护盖/Dust protection cover			

H-A

SO-H32A 外壳 Hoods & Housings


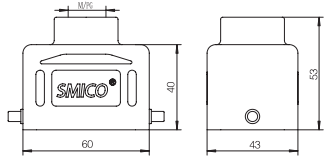

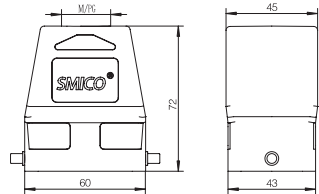

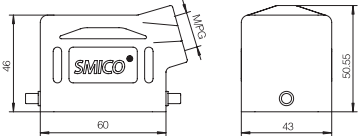

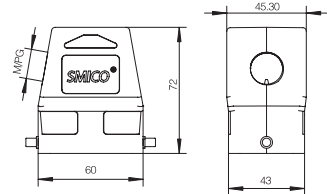

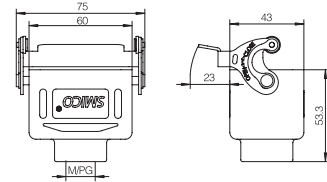
Size H32A IP65

	螺纹 Thread	型号 Type	尺寸图 Drawing(mm)
上壳 /Hoods  侧面出线/Side entry	M25 PG21	SO-H32A-SK-2L-M25 SO-H32A-SK-2L-PG21	
上壳 /Hoods  侧面出线/Side entry 高结构/High construction	M25 M32 PG21 PG29	SO-H32A-SKH-2L-M25 SO-H32A-SKH-2L-M32 SO-H32A-SKH-2L-PG21 SO-H32A-SKH-2L-PG29	
上壳 /Hoods  顶出线/Top entry 高结构/High construction	M25 M32 PG21 PG29	SO-H32A-TKH-2L-M25 SO-H32A-TKH-2L-M32 SO-H32A-TKH-2L-PG21 SO-H32A-TKH-2L-PG29	
下壳/Housings  开孔安装/Bulkhead mounting	...	SO-H32A-ST-4B-CV	
下壳/Housings  表面安装/Surface mounting	M25 M32 2M32 PG21 2PG21 PG29 2PG29	SO-H32A-SG-4B-CV-M25 SO-H32A-SG-4B-CV-M32 SO-H32A-SG-4B-CV-2M32 SO-H32A-SG-4B-CV-PG21 SO-H32A-SG-4B-CV-2PG21 SO-H32A-SG-4B-CV-PG29 SO-H32A-SG-4B-CV-2PG29	

H-A

SO-H6B 外壳 Hoods & Housings


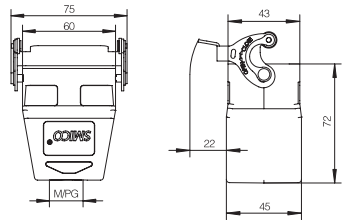

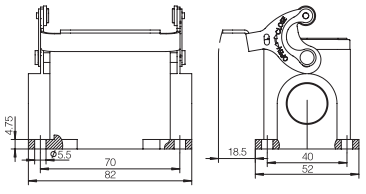

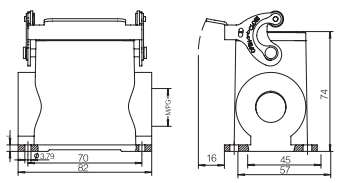

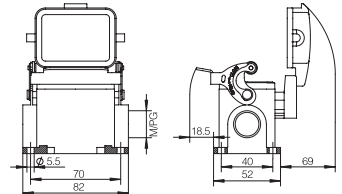

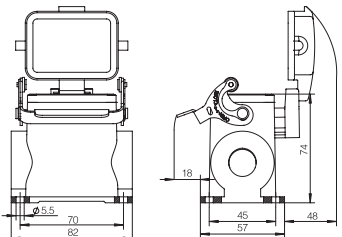
Size H6B IP65

	螺纹 Thread	型号 Type	尺寸图 Drawing(mm)
上壳 /Hoods 	M20 PG13.5 PG16	SO-H6B-TK-2B-M20 SO-H6B-TK-2B-PG13.5 SO-H6B-TK-2B-PG16	
顶出线/Top entry 上壳 /Hoods 	M25 M32 PG21	SO-H6B-TKH-2B-M25 SO-H6B-TKH-2B-M32 SO-H6B-TKH-2B-PG21	
上壳 /Hoods 	M20 PG13.5 PG16	SO-H6B-SK-2B-M20 SO-H6B-SK-2B-PG13.5 SO-H6B-SK-2B-PG16	
侧面出线/Side entry 上壳 /Hoods 	M25 M32 PG21	SO-H6B-SKH-2B-M25 SO-H6B-SKH-2B-M32 SO-H6B-SKH-2B-PG21	
下壳/Housings 	M20 PG13.5 PG16	SO-H6B-DJK-1L-M20 SO-H6B-DJK-1L-PG13.5 SO-H6B-DJK-1L-PG16	
电缆对接/Cable to cable			

H-B

SO-H6B 下壳 Housings


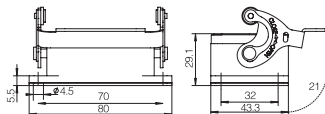

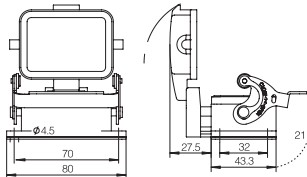

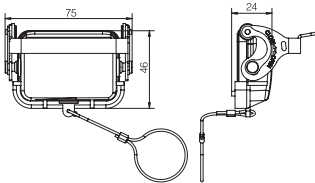

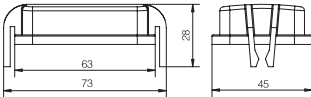

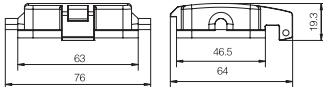
Size H6B IP65

	螺纹 Thread	型号 Type	尺寸图 Drawing(mm)
<p>下壳/Housings</p>  <p>电缆对接/Cable to cable 高结构/High construction</p>	<p>M25 M32 PG21</p>	<p>SO-H6B-DJKH-1L-M25 SO-H6B-DJKH-1L-M32 SO-H6B-DJKH-1L-PG21</p>	
<p>下壳/Housings</p>  <p>表面安装/Surface mounting</p>	<p>M20 2M20 M25 2M25 PG16 2PG16</p>	<p>SO-H6B-SG-1L-M20 SO-H6B-SG-1L-2M20 SO-H6B-SG-1L-M25 SO-H6B-SG-1L-2M25 SO-H6B-SG-1L-PG16 SO-H6B-SG-1L-2PG16</p>	
<p>下壳/Housings</p>  <p>表面安装/Surface mounting 高结构/High construction</p>	<p>M25 2M25 M32 2M32 PG21 2PG21 PG29 2PG29</p>	<p>SO-H6B-SGH-1L-M25 SO-H6B-SGH-1L-2M25 SO-H6B-SGH-1L-M32 SO-H6B-SGH-1L-2M32 SO-H6B-SGH-1L-PG21 SO-H6B-SGH-1L-2PG21 SO-H6B-SGH-1L-PG29 SO-H6B-SGH-1L-2PG29</p>	
<p>下壳/Housings</p>  <p>表面安装/Surface mounting</p>	<p>M20 2M20 M25 2M25 PG16 2PG16</p>	<p>SO-H6B-SG-CV-1L-M20 SO-H6B-SG-CV-1L-2M20 SO-H6B-SG-CV-1L-M25 SO-H6B-SG-CV-1L-2M25 SO-H6B-SG-CV-1L-PG16 SO-H6B-SG-CV-1L-2PG16</p>	
<p>下壳/Housings</p>  <p>表面安装/Surface mounting 高结构/High construction</p>	<p>M25 2M25 M32 2M32 PG21 2PG21 PG29 2PG29</p>	<p>SO-H6B-SGH-CV-1L-M25 SO-H6B-SGH-CV-1L-2M25 SO-H6B-SGH-CV-1L-M32 SO-H6B-SGH-CV-1L-2M32 SO-H6B-SGH-CV-1L-PG21 SO-H6B-SGH-CV-1L-2PG21 SO-H6B-SGH-CV-1L-PG29 SO-H6B-SGH-CV-1L-2PG29</p>	

H-B

SO-H6B 外壳 Hoods & Housings


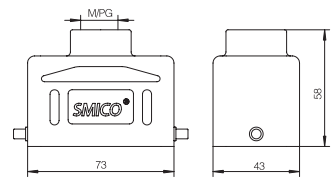

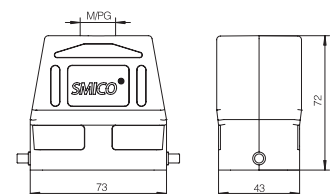

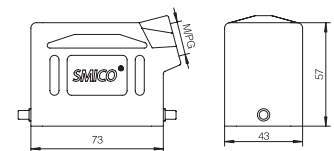

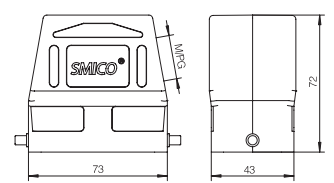

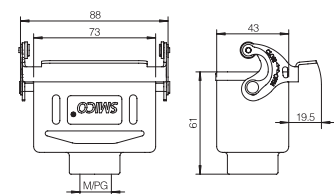

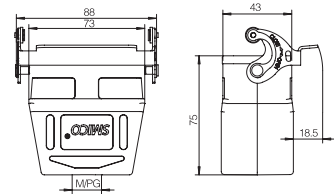
Size H6B IP65

	螺纹 Thread	型号 Type	尺寸图 Drawing(mm)
下壳/Housings 	...	SO-H6B-ST-1L	
开孔安装/Bulkhead mounting			
下壳/Housings 	...	SO-H6B-ST-CV-1L	
开孔安装/Bulkhead mounting			
	...	SO-H6B-CV-1L	
防护盖/Protection cover			
	...	SO-H6B-CV-2C	
防护盖/Protection cover			
	...	SO-H6B-CV-2B	
防护盖/Protection cover			

H-B

SO-H10B 外壳 Hoods & Housings


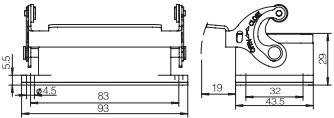
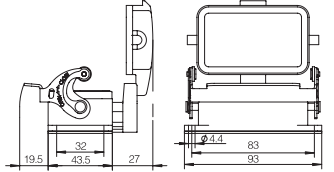

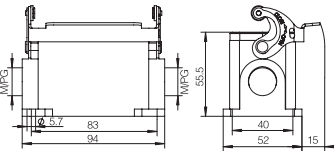
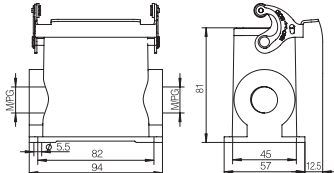

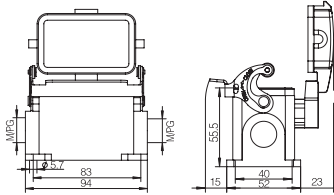

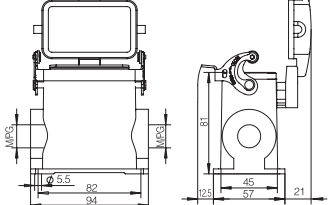
Size H10B IP65

	螺纹 Thread	型号 Type	尺寸图 Drawing(mm)
上壳 /Hoods 	M20 PG16	SO-H10B-TK-2B-M20 SO-H10B-TK-2B-PG16	
顶出线/Top entry 上壳 /Hoods 	M25 M32 PG21 PG29	SO-H10B-TKH-2B-M25 SO-H10B-TKH-2B-M32 SO-H10B-TKH-2B-PG21 SO-H10B-TKH-2B-PG29	
上壳 /Hoods 	M20 PG16	SO-H10B-SK-2B-M20 SO-H10B-SK-2B-PG16	
侧面出线/Side entry 上壳 /Hoods 	M25 M32 PG21 PG29	SO-H10B-SKH-2B-M25 SO-H10B-SKH-2B-M32 SO-H10B-SKH-2B-PG21 SO-H10B-SKH-2B-PG29	
下壳/Housings 	M20 PG16	SO-H10B-DJK-1L-M20 SO-H10B-DJK-1L-PG16	
电缆对接/Cable to cable 下壳/Housings 	M32 M40 PG21 PG29	SO-H10B-DJKH-1L-M25 SO-H10B-DJKH-1L-M32 SO-H10B-DJKH-1L-PG21 SO-H10B-DJKH-1L-PG29	

H-B

SO-H10B 下壳 Housings


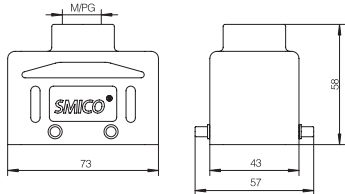

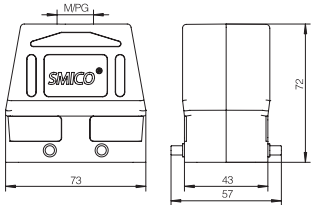

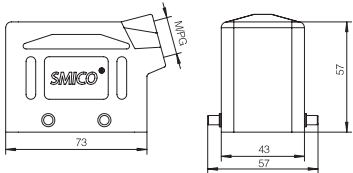



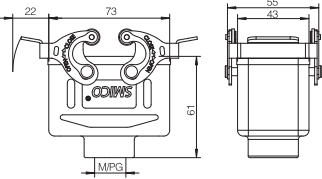

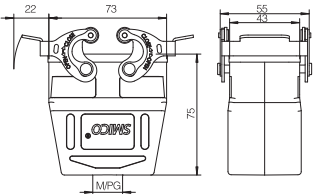
Size H10B IP65

	螺纹 Thread	型号 Type	尺寸图 Drawing(mm)
下壳/Housings 	...	SO-H10B-ST-1L	
开孔安装/Bulkhead mounting	...	SO-H10B-ST-CV-1L	
下壳/Housings 	M20 2M20 M25 2M25 PG16 2PG16	SO-H10B-SG-1L-M20 SO-H10B-SG-1L-2M20 SO-H10B-SG-1L-M25 SO-H10B-SG-1L-2M25 SO-H10B-SG-1L-PG16 SO-H10B-SG-1L-2PG16	
表面安装/Surface mounting 高结构/High construction	M25 2M25 M32 2M32 PG21 2PG21 PG29 2PG29	SO-H10B-SGH-1L-M25 SO-H10B-SGH-1L-2M25 SO-H10B-SGH-1L-M32 SO-H10B-SGH-1L-2M32 SO-H10B-SGH-1L-PG21 SO-H10B-SGH-1L-2PG21 SO-H10B-SGH-1L-PG29 SO-H10B-SGH-1L-2PG29	
下壳/Housings 	M20 2M20 M25 2M25 PG16 2PG16	SO-H10B-SG-CV-1L-M20 SO-H10B-SG-CV-1L-2M20 SO-H10B-SG-CV-1L-M25 SO-H10B-SG-CV-1L-2M25 SO-H10B-SG-CV-1L-PG16 SO-H10B-SG-CV-1L-2PG16	
下壳/Housings 	M25 2M25 M32 2M32 PG21 2PG21 PG29 2PG29	SO-H10B-SGH-CV-1L-M25 SO-H10B-SGH-CV-1L-2M25 SO-H10B-SGH-CV-1L-M32 SO-H10B-SGH-CV-1L-2M32 SO-H10B-SGH-CV-1L-PG21 SO-H10B-SGH-CV-1L-2PG21 SO-H10B-SGH-CV-1L-PG29 SO-H10B-SGH-CV-1L-2PG29	
表面安装/Surface mounting 高结构/High construction			

H-B

SO-H10B 外壳 Hoods & Housings


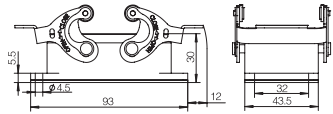

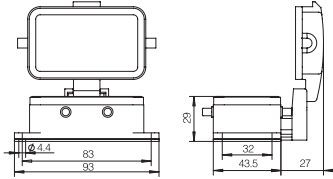

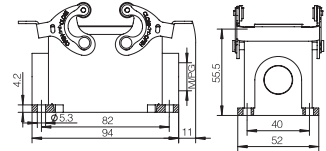

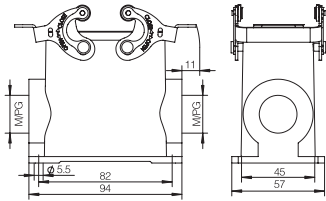

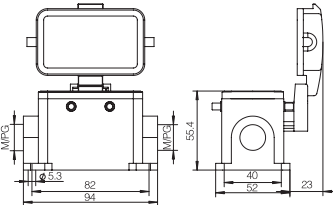

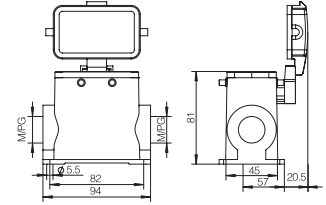
Size H10B IP65

	螺纹 Thread	型号 Type	尺寸图 Drawing(mm)
上壳 /Hoods 	M20 PG16	SO-H10B-TK-4B-M20 SO-H10B-TK-4B-PG16	
顶出线/Top entry			
上壳 /Hoods 	M25 M32 PG21 PG29	SO-H10B-TKH-4B-M25 SO-H10B-TKH-4B-M32 SO-H10B-TKH-4B-PG21 SO-H10B-TKH-4B-PG29	
顶出线/Top entry 高结构/High construction			
上壳 /Hoods 	M20 PG16	SO-H10B-SK-4B-M20 SO-H10B-SK-4B-PG16	
侧面出线/Side entry			
上壳 /Hoods 	M25 M32 PG21 PG29	SO-H10B-SKH-4B-M25 SO-H10B-SKH-4B-M32 SO-H10B-SKH-4B-PG21 SO-H10B-SKH-4B-PG29	
侧面出线/Side entry 高结构/High construction			
下壳/Housings 	M20 PG16	SO-H10B-DJK-2L-M20 SO-H10B-DJK-2L-PG16	
电缆对接/Cable to cable			
下壳/Housings 	M25 M32 PG21 PG29	SO-H10B-DJKH-2L-M25 SO-H10B-DJKH-2L-M32 SO-H10B-DJKH-2L-PG21 SO-H10B-DJKH-2L-PG29	
电缆对接/Cable to cable 高结构/High construction			

H-B

SO-H10B 下壳 Housings


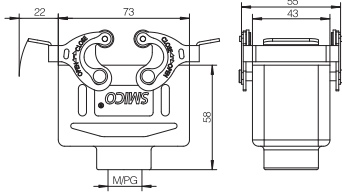

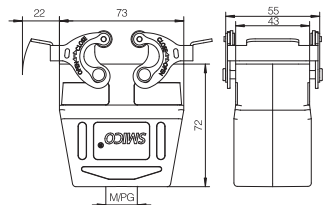

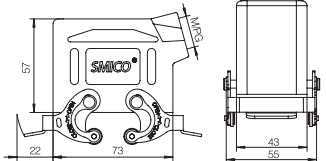

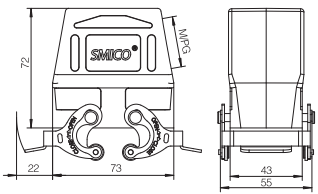

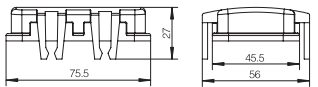

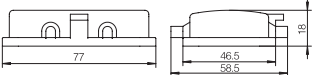
Size H10B IP65

	螺纹 Thread	型号 Type	尺寸图 Drawing(mm)
下壳/Housings  开孔安装/Bulkhead mounting	...	SO-H10B-ST-2L	
下壳/Housings  开孔安装/Bulkhead mounting	...	SO-H10B-ST-4B-CV	
下壳/Housings  表面安装/Surface mounting	M20 2M20 M25 2M25 PG16 2PG16	SO-H10B-SG-2L-M20 SO-H10B-SG-2L-2M20 SO-H10B-SG-2L-M25 SO-H10B-SG-2L-2M25 SO-H10B-SG-2L-PG16 SO-H10B-SG-2L-2PG16	
下壳/Housings  表面安装/Surface mounting 高结构/High construction	M25 2M25 M32 2M32 PG21 2PG21 PG29 2PG29	SO-H10B-SGH-2L-M25 SO-H10B-SGH-2L-2M25 SO-H10B-SGH-2L-M32 SO-H10B-SGH-2L-2M32 SO-H10B-SGH-2L-PG21 SO-H10B-SGH-2L-2PG21 SO-H10B-SGH-2L-PG29 SO-H10B-SGH-2L-2PG29	
下壳/Housings  表面安装/Surface mounting	M20 2M20 M25 2M25 PG16 2PG16	SO-H10B-SG-4B-CV-M20 SO-H10B-SG-4B-CV-2M20 SO-H10B-SG-4B-CV-M25 SO-H10B-SG-4B-CV-2M25 SO-H10B-SG-4B-CV-PG16 SO-H10B-SG-4B-CV-2PG16	
下壳/Housings  表面安装/Surface mounting 高结构/High construction	M25 2M25 M32 2M32 PG21 2PG21 PG29 2PG29	SO-H10B-SGH-4B-CV-M25 SO-H10B-SGH-4B-CV-2M25 SO-H10B-SGH-4B-CV-M32 SO-H10B-SGH-4B-CV-2M32 SO-H10B-SGH-4B-CV-PG21 SO-H10B-SGH-4B-CV-2PG21 SO-H10B-SGH-4B-CV-PG29 SO-H10B-SGH-4B-CV-2PG29	

H-B

SO-H10B 外壳 Hoods & Housings


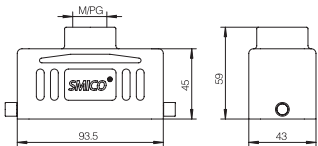

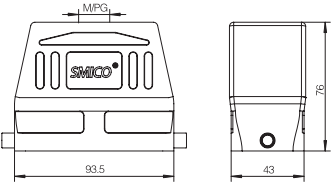

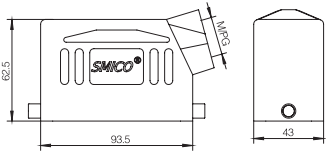

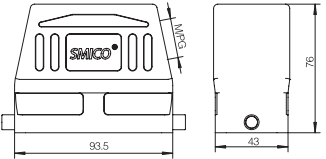

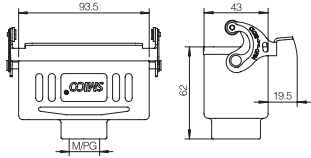

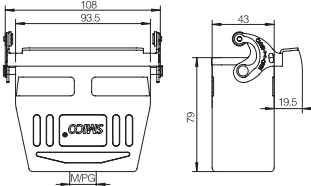
Size H10B IP65

	螺纹 Thread	型号 Type	尺寸图 Drawing(mm)
上壳 /Hoods  顶出线/Top entry	M20 PG16	SO-H10B-TK-2L-M20 SO-H10B-TK-2L-PG16	
上壳 /Hoods  顶出线/Top entry 高结构/High construction	M25 M32 PG21 PG29	SO-H10B-TKH-2L-M25 SO-H10B-TKH-2L-M32 SO-H10B-TKH-2L-PG21 SO-H10B-TKH-2L-PG29	
上壳 /Hoods  侧面出线/Side entry	M20 PG16	SO-H10B-SK-2L-M20 SO-H10B-SK-2L-PG16	
上壳 /Hoods  侧面出线/Side entry 高结构/High construction	M25 M32 PG21 PG29	SO-H10B-SKH-2L-M25 SO-H10B-SKH-2L-M32 SO-H10B-SKH-2L-PG21 SO-H10B-SKH-2L-PG29	
 防护盖/Protection cover	...	SO-H10B-CV-4C	
 防护盖/Protection cover	...	SO-H10B-CV-4B	

H-B

SO-H16B 外壳 Hoods & Housings


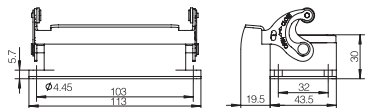

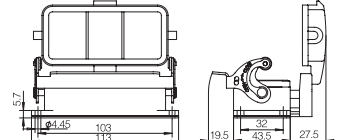

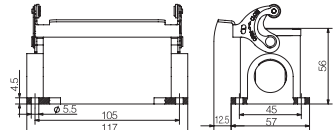

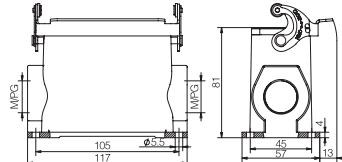

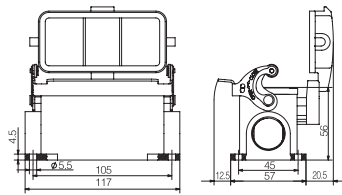

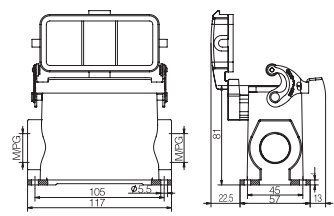
Size H16B IP65

	螺纹 Thread	型号 Type	尺寸图 Drawing(mm)
上壳 /Hoods 	M25 PG21	SO-H16B-TK-2B-M25 SO-H16B-TK-2B-PG21	
顶出线/Top entry			
上壳 /Hoods 	M32 M40 PG21 PG29	SO-H16B-TKH-2B-M32 SO-H16B-TKH-2B-M40 SO-H16B-TKH-2B-PG21 SO-H16B-TKH-2B-PG29	
顶出线/Top entry 高结构/High construction			
上壳 /Hoods 	M25 M32 PG21	SO-H16B-SK-2B-M25 SO-H16B-SK-2B-M32 SO-H16B-SK-2B-PG21	
侧面出线/Side entry			
上壳 /Hoods 	M32 M40 PG21 PG29	SO-H16B-SKH-2B-M32 SO-H16B-SKH-2B-M40 SO-H16B-SKH-2B-PG21 SO-H16B-SKH-2B-PG29	
侧面出线/Side entry 高结构/High construction			
下壳/Housings 	M25 PG21	SO-H16B-DJK-1L-M25 SO-H16B-DJK-1L-PG21	
电缆对接/Cable to cable			
下壳/Housings 	M32 M40 PG21 PG29	SO-H16B-DJKH-1L-M32 SO-H16B-DJKH-1L-M40 SO-H16B-DJKH-1L-PG21 SO-H16B-DJKH-1L-PG29	
电缆对接/Cable to cable 高结构/High construction			

H-B

SO-H16B 下壳 Housings


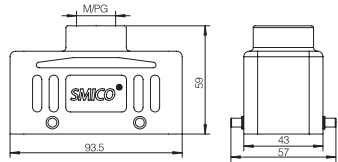

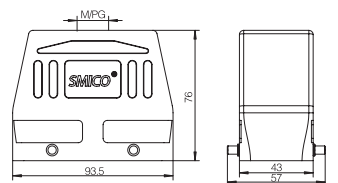

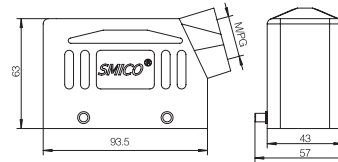

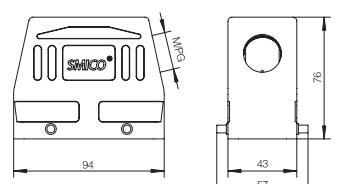

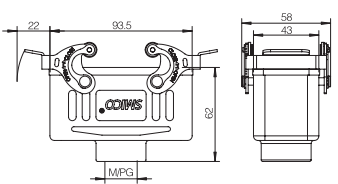

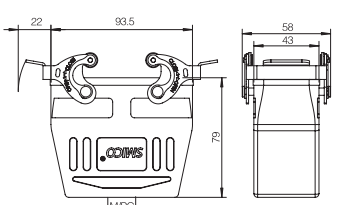
Size H16B IP65

	螺纹 Thread	型号 Type	尺寸图 Drawing(mm)
下壳/Housings  开孔安装/Bulkhead mounting	...	SO-H16B-ST-1L	
下壳/Housings  开孔安装/Bulkhead mounting	...	SO-H16B-ST-CV-1L	
下壳/Housings  表面安装/Surface mounting	M25 2M25 PG21 2PG21	SO-H16B-SG-1L-M25 SO-H16B-SG-1L-2M25 SO-H16B-SG-1L-PG21 SO-H16B-SG-1L-2PG21	
下壳/Housings  表面安装/Surface mounting 高结构/High construction	M32 2M32 PG21 2PG21 PG29 2PG29	SO-H16B-SGH-1L-M32 SO-H16B-SGH-1L-2M32 SO-H16B-SGH-1L-PG21 SO-H16B-SGH-1L-2PG21 SO-H16B-SGH-1L-PG29 SO-H16B-SGH-1L-2PG29	
下壳/Housings  表面安装/Surface mounting	M25 2M25 PG21 2PG21	SO-H16B-SG-CV-1L-M25 SO-H16B-SG-CV-1L-2M25 SO-H16B-SG-CV-1L-PG21 SO-H16B-SG-CV-1L-2PG21	
下壳/Housings  表面安装/Surface mounting 高结构/High construction	M32 2M32 PG21 2PG21 PG29 2PG29	SO-H16B-SGH-CV-1L-M32 SO-H16B-SGH-CV-1L-2M32 SO-H16B-SGH-CV-1L-PG21 SO-H16B-SGH-CV-1L-2PG21 SO-H16B-SGH-CV-1L-PG29 SO-H16B-SGH-CV-1L-2PG29	

H-B

SO-H16B 外壳 Hoods & Housings


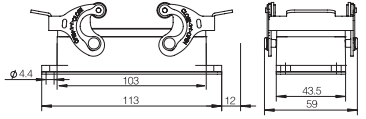

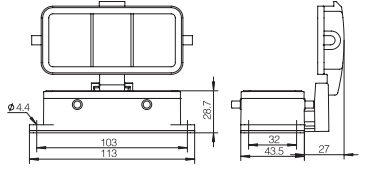

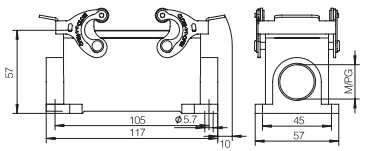

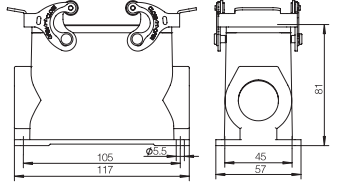

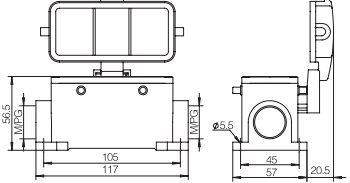

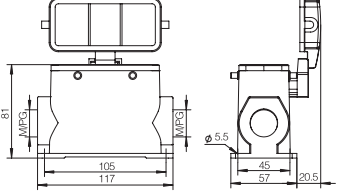
Size H16B IP65

	螺纹 Thread	型号 Type	尺寸图 Drawing(mm)
上壳 /Hoods 	M25 PG21	SO-H16B-TK-4B-M25 SO-H16B-TK-4B-PG21	
顶出线/Top entry 上壳 /Hoods 	M32 M40 PG21 PG29	SO-H16B-TKH-4B-M32 SO-H16B-TKH-4B-M40 SO-H16B-TKH-4B-PG21 SO-H16B-TKH-4B-PG29	
上壳 /Hoods 	M25 M32 PG21	SO-H16B-SK-4B-M25 SO-H16B-SK-4B-M32 SO-H16B-SK-4B-PG21	
侧面出线/Side entry 上壳 /Hoods 	M32 M40 PG21 PG29	SO-H16B-SKH-4B-M32 SO-H16B-SKH-4B-M40 SO-H16B-SKH-4B-PG21 SO-H16B-SKH-4B-PG29	
下壳/Housings 	M25 PG21	SO-H16B-DJK-2L-M25 SO-H16B-DJK-2L-PG21	
下壳/Housings 	M32 M40 PG21 PG29	SO-H16B-DJKH-2L-M32 SO-H16B-DJKH-2L-M40 SO-H16B-DJKH-2L-PG21 SO-H16B-DJKH-2L-PG29	

H-B

SO-H16B 下壳 Housings


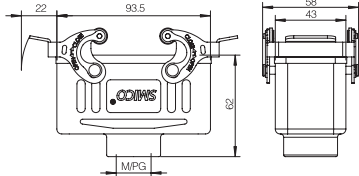

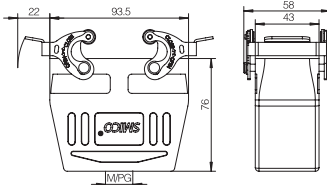

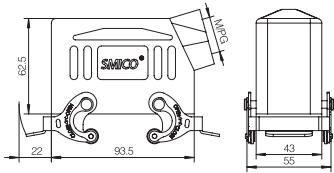

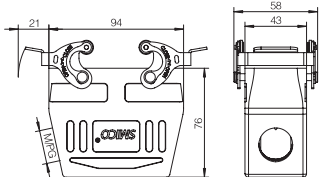

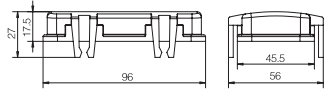

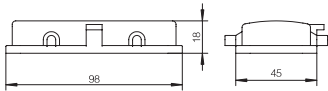
Size H16B IP65

	螺纹 Thread	型号 Type	尺寸图 Drawing(mm)
下壳/Housings  开孔安装/Bulkhead mounting	...	SO-H16B-ST-2L	
下壳/Housings  开孔安装/Bulkhead mounting	...	SO-H16B-ST-4B-CV	
下壳/Housings  表面安装/Surface mounting	M25 2M25 PG21 2PG21	SO-H16B-SG-2L-M25 SO-H16B-SG-2L-2M25 SO-H16B-SG-2L-PG21 SO-H16B-SG-2L-2PG21	
下壳/Housings  表面安装/Surface mounting 高结构/High construction	M32 2M32 PG21 2PG21 PG29 2PG29	SO-H16B-SGH-2L-M32 SO-H16B-SGH-2L-2M32 SO-H16B-SGH-2L-PG21 SO-H16B-SGH-2L-2PG21 SO-H16B-SGH-2L-PG29 SO-H16B-SGH-2L-2PG29	
下壳/Housings  表面安装/Surface mounting	M25 2M25 PG21 2PG21	SO-H16B-SG-4B-CV-M25 SO-H16B-SG-4B-CV-2M25 SO-H16B-SG-4B-CV-PG21 SO-H16B-SG-4B-CV-2PG21	
下壳/Housings  表面安装/Surface mounting 高结构/High construction	M32 2M32 PG21 2PG21 PG29 2PG29	SO-H16B-SGH-4B-CV-M32 SO-H16B-SGH-4B-CV-2M32 SO-H16B-SGH-4B-CV-PG21 SO-H16B-SGH-4B-CV-2PG21 SO-H16B-SGH-4B-CV-PG29 SO-H16B-SGH-4B-CV-2PG29	

H-B

SO-H16B 外壳 Hoods & Housings


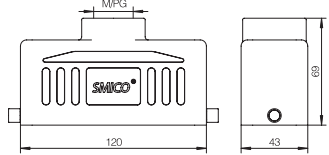

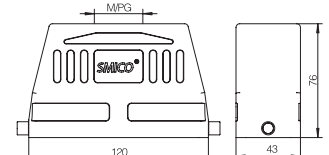

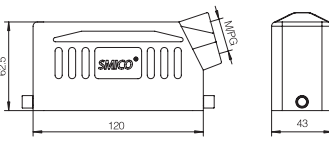

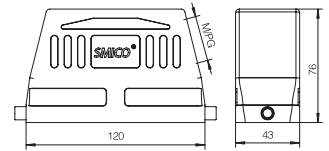

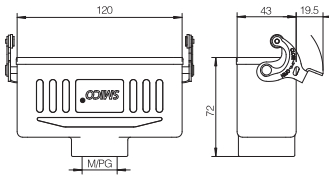

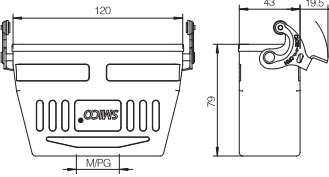

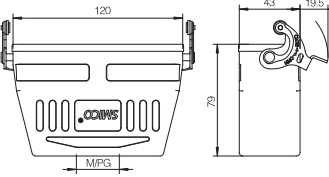

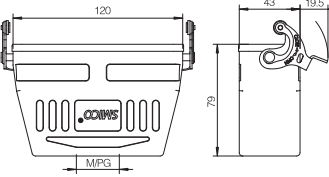
Size H16B IP65

	螺纹 Thread	型号 Type	尺寸图 Drawing(mm)
上壳 /Hoods 	M25 PG21	SO-H16B-TK-2L-M25 SO-H16B-TK-2L-PG21	
顶出线/Top entry			
上壳 /Hoods 	M32 M40 PG21 PG29	SO-H16B-TKH-2L-M32 SO-H16B-TKH-2L-M40 SO-H16B-TKH-2L-PG21 SO-H16B-TKH-2L-PG29	
顶出线/Top entry 高结构/High construction			
上壳 /Hoods 	M25 M32 PG21	SO-H16B-SK-2L-M25 SO-H16B-SK-2L-M32 SO-H16B-SK-2L-PG21	
侧面出线/Side entry			
上壳 /Hoods 	M32 M40 PG21 PG29	SO-H16B-SKH-2L-M32 SO-H16B-SKH-2L-M40 SO-H16B-SKH-2L-PG21 SO-H16B-SKH-2L-PG29	
侧面出线/Side entry 高结构/High construction			
	...	SO-H16B-CV-4C	
防护盖/Protection cover			
	...	SO-H16B-CV-4B	
防护盖/Protection cover			

H-B

SO-H24B 外壳 Hoods & Housings


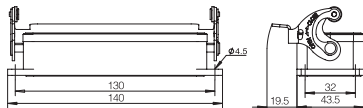

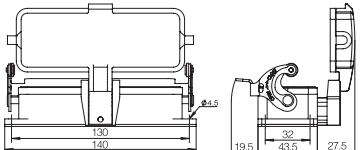

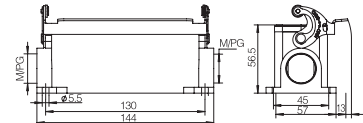

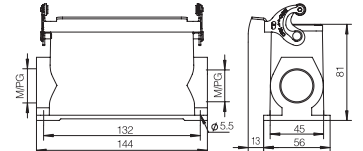

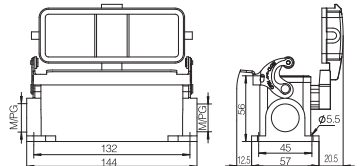

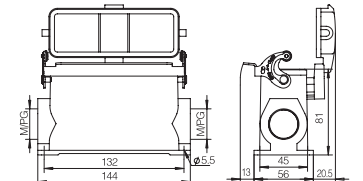
Size H24B IP65

	螺纹 Thread	型号 Type	尺寸图 Drawing(mm)
上壳 /Hoods 	M25 PG21	SO-H24B-TK-2B-M25 SO-H24B-TK-2B-PG21	
顶出线/Top entry 上壳 /Hoods 	M32 M40 PG21 PG29	SO-H24B-TKH-2B-M32 SO-H24B-TKH-2B-M40 SO-H24B-TKH-2B-PG21 SO-H24B-TKH-2B-PG29	
上壳 /Hoods 	M25 M32 PG21	SO-H24B-SK-2B-M25 SO-H24B-SK-2B-M32 SO-H24B-SK-2B-PG21	
侧面出线/Side entry 上壳 /Hoods 	M32 M40 PG21 PG29	SO-H24B-SKH-2B-M32 SO-H24B-SKH-2B-M40 SO-H24B-SKH-2B-PG21 SO-H24B-SKH-2B-PG29	
下壳/Housings 	M25 PG21	SO-H24B-DJK-1L-M25 SO-H24B-DJK-1L-PG21	
下壳/Housings 	M32 M40 PG21 PG29	SO-H24B-DJKH-1L-M32 SO-H24B-DJKH-1L-M40 SO-H24B-DJKH-1L-PG21 SO-H24B-DJKH-1L-PG29	
电缆对接/Cable to cable 下壳/Housings 	M32 M40 PG21 PG29	SO-H24B-DJKH-1L-M32 SO-H24B-DJKH-1L-M40 SO-H24B-DJKH-1L-PG21 SO-H24B-DJKH-1L-PG29	
电缆对接/Cable to cable 高结构/High construction 下壳/Housings 	M32 M40 PG21 PG29	SO-H24B-DJKH-1L-M32 SO-H24B-DJKH-1L-M40 SO-H24B-DJKH-1L-PG21 SO-H24B-DJKH-1L-PG29	

H-B

SO-H24B 下壳 Housings


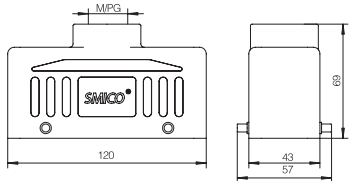

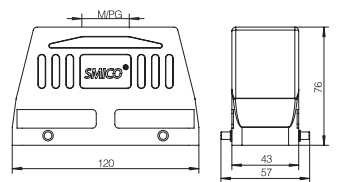

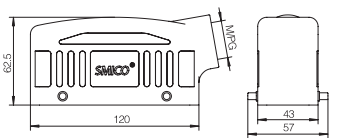

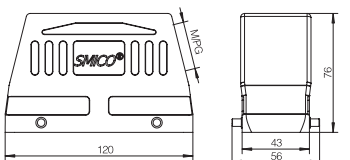

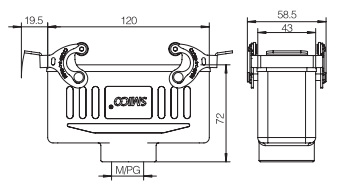

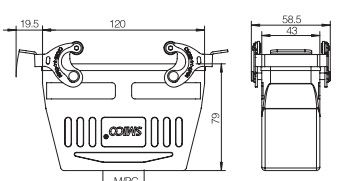
Size H24B IP65

	螺纹 Thread	型号 Type	尺寸图 Drawing(mm)
下壳/Housings 	...	SO-H24B-ST-1L	
开孔安装/Bulkhead mounting			
下壳/Housings 	...	SO-H24B-ST-CV-1L	
开孔安装/Bulkhead mounting			
下壳/Housings 	M25 2M25 PG21 2PG21	SO-H24B-SG-1L-M25 SO-H24B-SG-1L-2M25 SO-H24B-SG-1L-PG21 SO-H24B-SG-1L-2PG21	
表面安装/Surface mounting			
下壳/Housings 	M32 2M32 PG21 2PG21 PG29 2PG29	SO-H24B-SGH-1L-M32 SO-H24B-SGH-1L-2M32 SO-H24B-SGH-1L-PG21 SO-H24B-SGH-1L-2PG21 SO-H24B-SGH-1L-PG29 SO-H24B-SGH-1L-2PG29	
表面安装/Surface mounting 高结构/High construction			
下壳/Housings 	M25 2M25 PG21 2PG21	SO-H24B-SG-CV-1L-M25 SO-H24B-SG-CV-1L-2M25 SO-H24B-SG-CV-1L-PG21 SO-H24B-SG-CV-1L-2PG21	
表面安装/Surface mounting			
下壳/Housings 	M32 2M32 PG21 2PG21 PG29 2PG29	SO-H24B-SGH-CV-1L-M32 SO-H24B-SGH-CV-1L-2M32 SO-H24B-SGH-CV-1L-PG21 SO-H24B-SGH-CV-1L-2PG21 SO-H24B-SGH-CV-1L-PG29 SO-H24B-SGH-CV-1L-2PG29	
表面安装/Surface mounting 高结构/High construction			

H-B

SO-H24B 外壳 Hoods & Housings


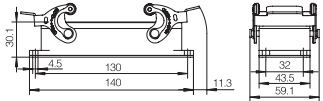

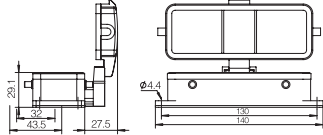

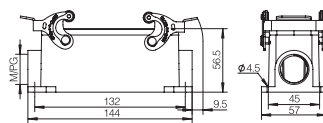

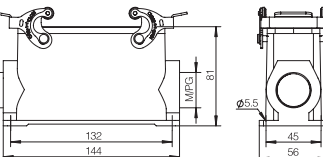

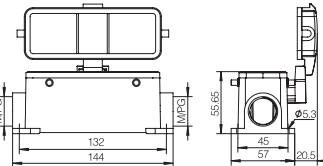

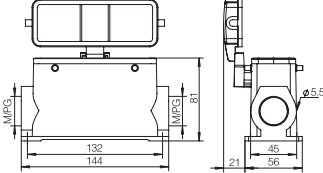
Size H24B IP65

	螺纹 Thread	型号 Type	尺寸图 Drawing(mm)
上壳 /Hoods 	M25 PG21	SO-H24B-TK-4B-M25 SO-H24B-TK-4B-PG21	
顶出线/Top entry 上壳 /Hoods 	M32 M40 PG21 PG29	SO-H24B-TKH-4B-M32 SO-H24B-TKH-4B-M40 SO-H24B-TKH-4B-PG21 SO-H24B-TKH-4B-PG29	
上壳 /Hoods 	M25 M32 PG21	SO-H24B-SK-4B-M25 SO-H24B-SK-4B-M32 SO-H24B-SK-4B-PG21	
侧面出线/Side entry 上壳 /Hoods 	M32 M40 PG21 PG29	SO-H24B-SKH-4B-M32 SO-H24B-SKH-4B-M40 SO-H24B-SKH-4B-PG21 SO-H24B-SKH-4B-PG29	
下壳/Housings 	M25 PG21	SO-H24B-DJK-2L-M25 SO-H24B-DJK-2L-PG21	
下壳/Housings 	M32 M40 PG21 PG29	SO-H24B-DJKH-2L-M32 SO-H24B-DJKH-2L-M40 SO-H24B-DJKH-2L-PG21 SO-H24B-DJKH-2L-PG29	

H-B

SO-H24B 下壳 Housings


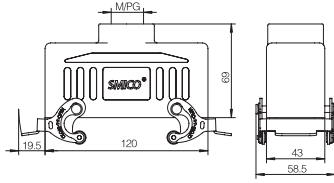

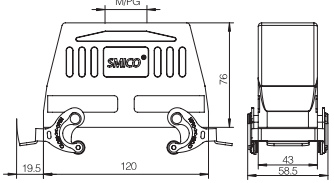

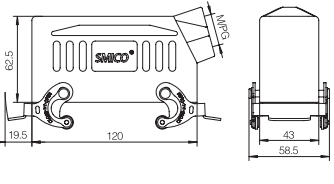

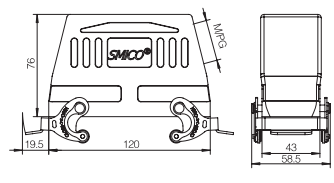

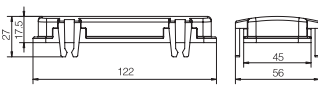

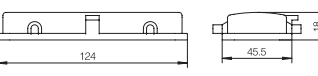
Size H24B IP65

	螺纹 Thread	型号 Type	尺寸图 Drawing(mm)
下壳/Housings  开孔安装/Bulkhead mounting	...	SO-H24B-ST-2L	
下壳/Housings  开孔安装/Bulkhead mounting	...	SO-H24B-ST-4B-CV	
下壳/Housings  表面安装/Surface mounting	M25 2M25 PG21 2PG21	SO-H24B-SG-2L-M25 SO-H24B-SG-2L-2M25 SO-H24B-SG-2L-PG21 SO-H24B-SG-2L-2PG21	
下壳/Housings  表面安装/Surface mounting 高结构/High construction	M32 2M32 PG21 2PG21 PG29 2PG29	SO-H24B-SGH-2L-M32 SO-H24B-SGH-2L-2M32 SO-H24B-SGH-2L-PG21 SO-H24B-SGH-2L-2PG21 SO-H24B-SGH-2L-PG29 SO-H24B-SGH-2L-2PG29	
下壳/Housings  表面安装/Surface mounting	M25 2M25 PG21 2PG21	SO-H24B-SG-4B-CV-M25 SO-H24B-SG-4B-CV-2M25 SO-H24B-SG-4B-CV-PG21 SO-H24B-SG-4B-CV-2PG21	
下壳/Housings  表面安装/Surface mounting 高结构/High construction	M32 2M32 PG21 2PG21 PG29 2PG29	SO-H24B-SGH-4B-CV-M32 SO-H24B-SGH-4B-CV-2M32 SO-H24B-SGH-4B-CV-PG21 SO-H24B-SGH-4B-CV-2PG21 SO-H24B-SGH-4B-CV-PG29 SO-H24B-SGH-4B-CV-2PG29	

H-B

SO-H24B 外壳 Hoods & Housings


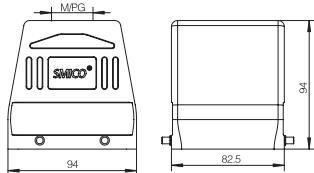

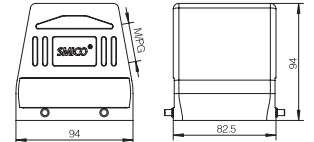

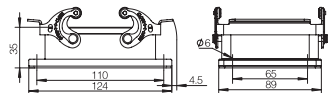

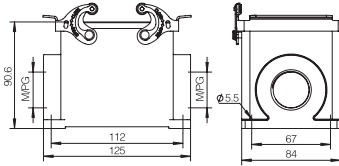

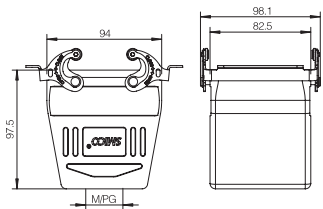
Size H24B IP65

	螺纹 Thread	型号 Type	尺寸图 Drawing(mm)
上壳 /Hoods 	M25 PG21	SO-H24B-TK-2L-M25 SO-H24B-TK-2L-PG21	
顶出线/Top entry			
上壳 /Hoods 	M32 M40 PG21 PG29	SO-H24B-TKH-2L-M32 SO-H24B-TKH-2L-M40 SO-H24B-TKH-2L-PG21 SO-H24B-TKH-2L-PG29	
顶出线/Top entry 高结构/High construction			
上壳 /Hoods 	M25 M32 PG21	SO-H24B-SK-2L-M25 SO-H24B-SK-2L-M32 SO-H24B-SK-2L-PG21	
侧面出线/Side entry			
上壳 /Hoods 	M32 M40 PG21 PG29	SO-H24B-SKH-2L-M32 SO-H24B-SKH-2L-M40 SO-H24B-SKH-2L-PG21 SO-H24B-SKH-2L-PG29	
侧面出线/Side entry 高结构/High construction			
	...	SO-H24B-CV-4C	
防护盖/Protection cover			
	...	SO-H24B-CV-4B	
防护盖/Protection cover			

H-B

SO-H32B 外壳 Hoods & Housings


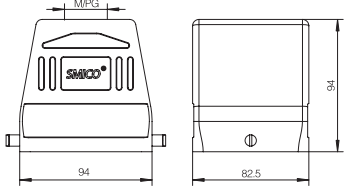

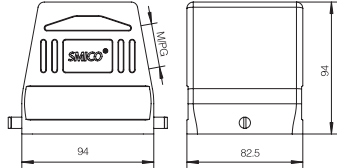

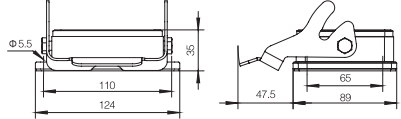

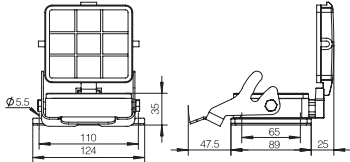

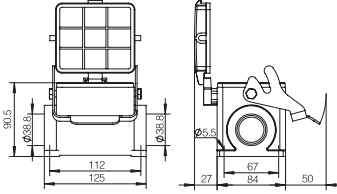
Size H32B IP65

	螺纹 Thread	型号 Type	尺寸图 Drawing(mm)
上壳 /Hoods 	M32 M40 M50 PG29 PG36 PG42	SO-H32B-TK-4B-M32 SO-H32B-TK-4B-M40 SO-H32B-TK-4B-M50 SO-H32B-TK-4B-PG29 SO-H32B-TK-4B-PG36 SO-H32B-TK-4B-PG42	
顶出线/Top entry 上壳 /Hoods 	M32 M40 M50 PG29 PG36 PG42	SO-H32B-SK-4B-M32 SO-H32B-SK-4B-M40 SO-H32B-SK-4B-M50 SO-H32B-SK-4B-PG29 SO-H32B-SK-4B-PG36 SO-H32B-SK-4B-PG42	
侧面出线/Side entry 下壳 /Housings 	...	SO-H32B-ST-2L	
开孔安装/Bulkhead mounting 下壳 /Housings 	M32 2M32 M40 2M40 PG29 2PG29 PG36 2PG36	SO-H32B-SG-2L-M32 SO-H32B-SG-2L-2M32 SO-H32B-SG-2L-M40 SO-H32B-SG-2L-2M40 SO-H32B-SG-2L-PG29 SO-H32B-SG-2L-2PG29 SO-H32B-SG-2L-PG36 SO-H32B-SG-2L-2PG36	
表面安装/Surface mounting 下壳 /Housings 	M32 M40 M50 PG29 PG36 PG42	SO-H32B-DJK-2L-M32 SO-H32B-DJK-2L-M40 SO-H32B-DJK-2L-M50 SO-H32B-DJK-2L-PG29 SO-H32B-DJK-2L-PG36 SO-H32B-DJK-2L-PG42	
电缆对接/Cable to cable			

H-B

SO-H32B 外壳 Hoods & Housings


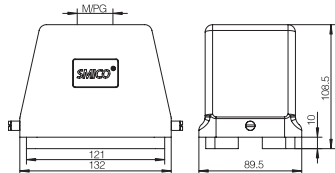

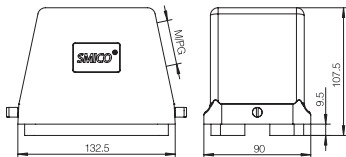

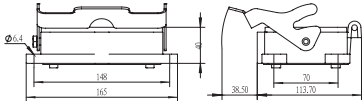

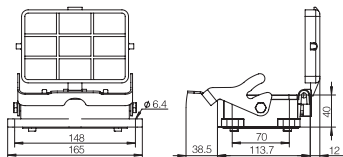

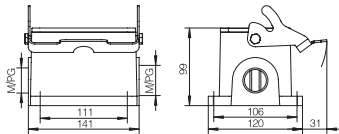

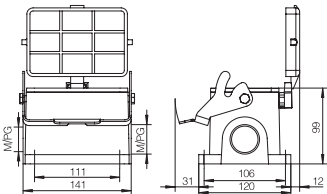
Size H32B IP65

	螺纹 Thread	型号 Type	尺寸图 Drawing(mm)
上壳 /Hoods 	M32 M40 M50 PG29 PG36 PG42	SO-H32B-TK-2B-M32 SO-H32B-TK-2B-M40 SO-H32B-TK-2B-M50 SO-H32B-TK-2B-PG29 SO-H32B-TK-2B-PG36 SO-H32B-TK-2B-PG42	
顶出线/Top entry			
上壳 /Hoods 	M32 M40 M50 PG29 PG36 PG42	SO-H32B-SK-2B-M32 SO-H32B-SK-2B-M40 SO-H32B-SK-2B-M50 SO-H32B-SK-2B-PG29 SO-H32B-SK-2B-PG36 SO-H32B-SK-2B-PG42	
侧面出线/Side entry			
下壳 /Housings 	...	SO-H32B-ST-1L	
开孔安装/Bulkhead mounting			
下壳 /Housings 	...	SO-H32B-ST-CV-1L	
开孔安装/Bulkhead mounting			
下壳 /Housings 	M32 2M32 M40 2M40 PG29 2PG29 PG36 2PG36	SO-H32B-SG-CV-1L-M32 SO-H32B-SG-CV-1L-2M32 SO-H32B-SG-CV-1L-M40 SO-H32B-SG-CV-1L-2M40 SO-H32B-SG-CV-1L-PG29 SO-H32B-SG-CV-1L-2PG29 SO-H32B-SG-CV-1L-PG36 SO-H32B-SG-CV-1L-2PG36	
表面安装/Surface mounting			

H-B

SO-H48B 外壳 Hoods & Housings

Size H48B IP65

	螺纹 Thread	型号 Type	尺寸图 Drawing(mm)
上壳 /Hoods 	M32 M40 M50 PG29 PG36 PG42	SO-H48B-TK-2B-M32 SO-H48B-TK-2B-M40 SO-H48B-TK-2B-M50 SO-H48B-TK-2B-PG29 SO-H48B-TK-2B-PG36 SO-H48B-TK-2B-PG42	
顶出线/Top entry 上壳 /Hoods 	M32 M40 M50 PG29 PG36 PG42	SO-H48B-SK-2B-M32 SO-H48B-SK-2B-M40 SO-H48B-SK-2B-M50 SO-H48B-SK-2B-PG29 SO-H48B-SK-2B-PG36 SO-H48B-SK-2B-PG42	
侧面出线/Side entry 下壳 /Housings 	...	SO-H48B-ST-1L	
开孔安装/Bulkhead mounting 下壳 /Housings 	...	SO-H48B-ST-CV-1L	
开孔安装/Bulkhead mounting 下壳 /Housings 	M40 2M40 PG29 2PG29 PG36 2PG36	SO-H48B-SG-1L-M40 SO-H48B-SG-1L-2M40 SO-H48B-SG-1L-PG29 SO-H48B-SG-1L-2PG29 SO-H48B-SG-1L-PG36 SO-H48B-SG-1L-2PG36	
表面安装/Surface mounting 下壳 /Housings 	M40 2M40 PG29 2PG29 PG36 2PG36	SO-H48B-SG-CV-1L-M40 SO-H48B-SG-CV-1L-2M40 SO-H48B-SG-CV-1L-PG29 SO-H48B-SG-CV-1L-2PG29 SO-H48B-SG-CV-1L-PG36 SO-H48B-SG-CV-1L-2PG36	
表面安装/Surface mounting			

H-B

冷压针
Crimp contacts



H-B

冷压针

Crimp contacts

5A 冷压接插针-标准型, 适用于HM、EMC-008、D-SUB、HR23插芯
Crimp contacts 5A-Standard for HM、EMC-008、D-SUB、HR23 inserts

接触电阻 $\leq 3m\Omega$
Contact resistance $\leq 3m\Omega$

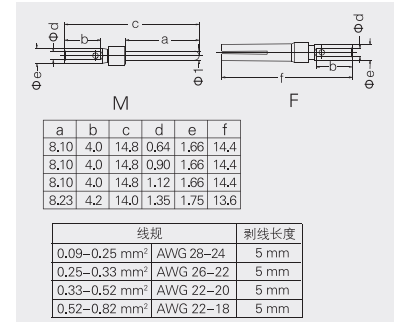
镀银/Silver plated



镀金/Gold plated



公/Male		母/Female	
CSSM-0.25		CSSF-0.25	
CSSM-0.33		CSSF-0.33	
CSSM-0.52		CSSF-0.52	
CSSM-0.82		CSSF-0.82	
CSGM-0.25		CSGF-0.25	
CSGM-0.33		CSGF-0.33	
CSGM-0.52		CSGF-0.52	
CSGM-0.82		CSGF-0.82	



10A 冷压接插针-标准型, 适用于HD、HDD、HM、HK、HQ插芯
Crimp contacts 10A-Standard for HD、HDD、HM、HK、HQ inserts

接触电阻 $\leq 3m\Omega$
Contact resistance $\leq 3m\Omega$

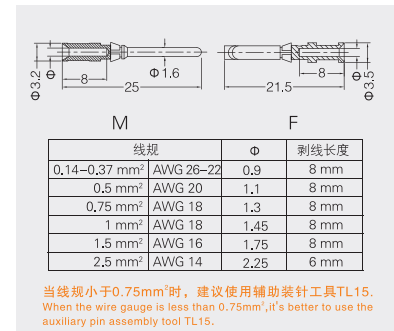
镀银/Silver plated



镀金/Gold plated



公/Male		母/Female	
CDSM-0.37		CDSF-0.37	
CDSM-0.50		CDSF-0.50	
CDSM-0.75		CDSF-0.75	
CDSM-1.0		CDSF-1.0	
CDSM-1.5		CDSF-1.5	
CDSM-2.5		CDSF-2.5	
CDGM-0.37		CDGF-0.37	
CDGM-0.50		CDGF-0.50	
CDGM-0.75		CDGF-0.75	
CDGM-1.0		CDGF-1.0	
CDGM-1.5		CDGF-1.5	
CDGM-2.5		CDGF-2.5	



10A 冷压接插针-加强型 I (防偏向对插), 适用于HD、HDD、HM、HK、HQ插芯
Crimp contacts 10A-Enhanced I (prevent deflected insertion) for HD、HDD、HM、HK、HQ inserts

接触电阻 $\leq 3m\Omega$
Contact resistance $\leq 3m\Omega$

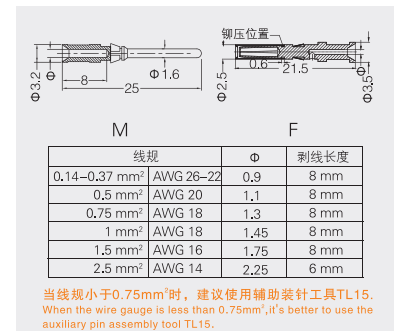
镀银/Silver plated



镀金/Gold plated



公/Male		母/Female	
CDSM-0.37		CDSF-0.37C	
CDSM-0.50		CDSF-0.50C	
CDSM-0.75		CDSF-0.75C	
CDSM-1.0		CDSF-1.0C	
CDSM-1.5		CDSF-1.5C	
CDSM-2.5		CDSF-2.5C	
CDGM-0.37		CDGF-0.37C	
CDGM-0.50		CDGF-0.50C	
CDGM-0.75		CDGF-0.75C	
CDGM-1.0		CDGF-1.0C	
CDGM-1.5		CDGF-1.5C	
CDGM-2.5		CDGF-2.5C	



10A 冷压接插针-加强型 II (防偏向对插), 适用于HD、HDD、HM、HK、HQ插芯
Crimp contacts 10A-Enhanced II (prevent deflected insertion) for HD、HDD、HM、HK、HQ inserts

接触电阻 $\leq 3m\Omega$
Contact resistance $\leq 3m\Omega$

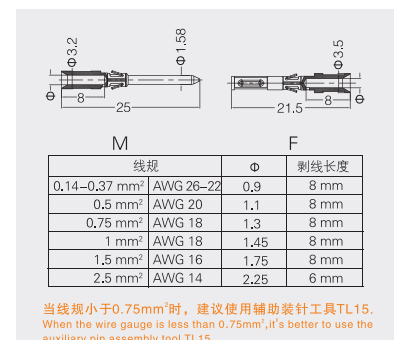
镀银/Silver plated



镀金/Gold plated



公/Male		母/Female	
CDSM-0.37B		CDSF-0.37B	
CDSM-0.50B		CDSF-0.50B	
CDSM-0.75B		CDSF-0.75B	
CDSM-1.0B		CDSF-1.0B	
CDSM-1.5B		CDSF-1.5B	
CDSM-2.5B		CDSF-2.5B	
CDGM-0.37B		CDGF-0.37B	
CDGM-0.50B		CDGF-0.50B	
CDGM-0.75B		CDGF-0.75B	
CDGM-1.0B		CDGF-1.0B	
CDGM-1.5B		CDGF-1.5B	
CDGM-2.5B		CDGF-2.5B	



冷压针 Crimp contacts

16A 冷压接插针-标准型, 适用于HAC、HEC、D-SUB、HR23插芯
Crimp contacts 16A-Standard for HAC、HEC、D-SUB、HR23 inserts

接触电阻 ≤ 1mΩ
Contact resistance ≤ 1mΩ

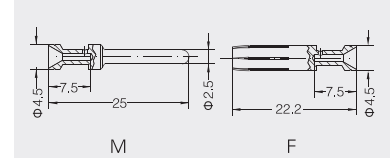
镀银/Silver plated



镀金/Gold plated



公/Male	母/Female
CESM-0.37	CESF-0.37
CESM-0.50	CESF-0.50
CESM-0.75	CESF-0.75
CESM-1.0	CESF-1.0
CESM-1.5	CESF-1.5
CESM-2.5	CESF-2.5
CESM-3.0	CESF-3.0
CESM-4.0	CESF-4.0
CEGM-0.37	CEGF-0.37
CEGM-0.50	CEGF-0.50
CEGM-0.75	CEGF-0.75
CEGM-1.0	CEGF-1.0
CEGM-1.5	CEGF-1.5
CEGM-2.5	CEGF-2.5
CEGM-3.0	CEGF-3.0
CEGM-4.0	CEGF-4.0



标示	线规	剥线长度
no groove	0.14-0.37 mm ²	AWG 26-22 7.5mm
no groove	0.5 mm ²	AWG 20 7.5mm
1 groove	0.75 mm ²	AWG 18 7.5mm
1 groove	1 mm ²	AWG 18 7.5mm
2 groove	1.5 mm ²	AWG 16 7.5mm
3 groove	2.5 mm ²	AWG 14 7.5mm
wide groove	3 mm ²	AWG 12 7.5mm
no groove	4 mm ²	AWG 12 7.5mm

当线规小于0.75mm²时, 建议使用辅助装针工具TL15.
When the wire gauge is less than 0.75mm², it's better to use the auxiliary pin assembly tool TL15.

16A 冷压接插针-加强(防偏向对插, 采用冠簧接触), 适用于HAC、HEC、HEE、HM、HK插芯
Crimp contacts 16A-Enhanced (prevent deflected insertion, with crown spring) for HAC、HEC、HEE、HM、HK inserts

接触电阻 ≤ 1mΩ
Contact resistance ≤ 1mΩ

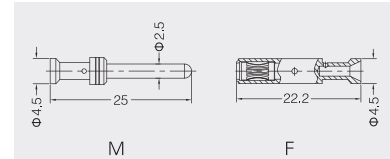
镀银/Silver plated



镀金/Gold plated



公/Male	母/Female
CESM-0.37	ZCESF-0.37G
CESM-0.50	ZCESF-0.50G
CESM-0.75	ZCESF-0.75G
CESM-1.0	ZCESF-1.0G
CESM-1.5	ZCESF-1.5G
CESM-2.5	ZCESF-2.5G
CESM-3.0	ZCESF-3.0G
CESM-4.0	ZCESF-4.0G
CEGM-0.37	ZCEGF-0.37G
CEGM-0.50	ZCEGF-0.50G
CEGM-0.75	ZCEGF-0.75G
CEGM-1.0	ZCEGF-1.0G
CEGM-1.5	ZCEGF-1.5G
CEGM-2.5	ZCEGF-2.5G
CEGM-3.0	ZCEGF-3.0G
CEGM-4.0	ZCEGF-4.0G



标示	线规	剥线长度
no groove	0.14-0.37 mm ²	AWG 26-22 7.5mm
no groove	0.5 mm ²	AWG 20 7.5mm
1 groove	0.75 mm ²	AWG 18 7.5mm
1 groove	1 mm ²	AWG 18 7.5mm
2 groove	1.5 mm ²	AWG 16 7.5mm
3 groove	2.5 mm ²	AWG 14 7.5mm
wide groove	3 mm ²	AWG 12 7.5mm
no groove	4 mm ²	AWG 12 7.5mm

当线规小于0.75mm²时, 建议使用辅助装针工具TL15.
When the wire gauge is less than 0.75mm², it's better to use the auxiliary pin assembly tool TL15.

16A 冷压接插针-加强 III(防偏向对插, 采用冠簧接触, 轨道交通推荐), 适用于HE-006-MC/N/FC/N、HEE-046-MC/N/FC/N插芯
Crimp contacts 16A-Enhanced III (prevent deflected insertion, with crown spring, recommended use in rail transport industry, vibration resistance) for HE-006-MC/N/FC/N、HEE-046-MC/N/FC/N inserts

接触电阻 ≤ 1mΩ
Contact resistance ≤ 1mΩ

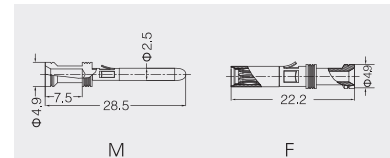
镀银/Silver plated



镀金/Gold plated



公/Male	母/Female
CESM-0.37/N	CESF-0.37G/N
CESM-0.50/N	CESF-0.50G/N
CESM-0.75/N	CESF-0.75G/N
CESM-1.0/N	CESF-1.0G/N
CESM-1.5/N	CESF-1.5G/N
CESM-2.5/N	CESF-2.5G/N
CESM-3.0/N	CESF-3.0G/N
CESM-4.0/N	CESF-4.0G/N
CEGM-0.37/N	CEGF-0.37G/N
CEGM-0.50/N	CEGF-0.50G/N
CEGM-0.75/N	CEGF-0.75G/N
CEGM-1.0/N	CEGF-1.0G/N
CEGM-1.5/N	CEGF-1.5G/N
CEGM-2.5/N	CEGF-2.5G/N
CEGM-3.0/N	CEGF-3.0G/N
CEGM-4.0/N	CEGF-4.0G/N



标示	线规	剥线长度
no groove	0.14-0.37 mm ²	AWG 26-22 7.5mm
no groove	0.5 mm ²	AWG 20 7.5mm
1 groove	0.75 mm ²	AWG 18 7.5mm
1 groove	1 mm ²	AWG 18 7.5mm
2 groove	1.5 mm ²	AWG 16 7.5mm
3 groove	2.5 mm ²	AWG 14 7.5mm
wide groove	3 mm ²	AWG 12 7.5mm
no groove	4 mm ²	AWG 12 7.5mm

当线规小于0.75mm²时, 建议使用辅助装针工具TL15.
When the wire gauge is less than 0.75mm², it's better to use the auxiliary pin assembly tool TL15.

不能与上面两款16A针搭配使用
公针退针器: TL00
母针退针器: TL09
Can not be compatible use with above two 16A Crimp contacts.
Male contact removal tool: TL00
Female contact removal tool: TL09

40A 冷压接插针-标准型, 适用于HM、HK插芯
Crimp contacts 40A-Standard for HM、HK inserts

接触电阻 $\leq 1\text{m}\Omega$
Contact resistance $\leq 1\text{m}\Omega$

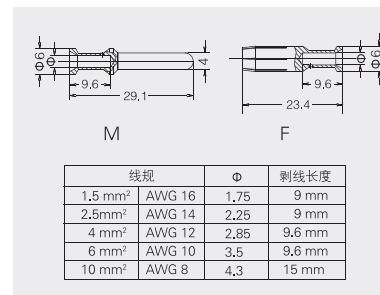
镀银/Silver plated



镀金/Gold plated



公/Male	母/Female
CCSM-1.5	CCSF-1.5
CCSM-2.5	CCSF-2.5
CCSM-4.0	CCSF-4.0
CCSM-6.0	CCSF-6.0
CCSM-10.0	CCSF-10.0
CCGM-1.5	CCGF-1.5
CCGM-2.5	CCGF-2.5
CCGM-4.0	CCGF-4.0
CCGM-6.0	CCGF-6.0
CCGM-10.0	CCGF-10.0



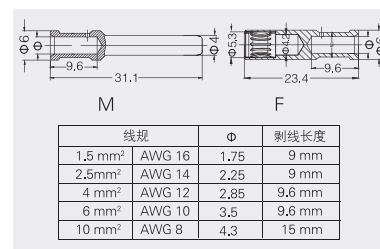
40A 冷压接插针-加强型(防偏向对插, 高拔插寿命, 采用冠簧接触), 适用于HK插芯
Crimp contacts 40A-Enhanced(prevent deflected insertion, high mating cycle, with crown spring) for HK inserts

接触电阻 $\leq 1\text{m}\Omega$
Contact resistance $\leq 1\text{m}\Omega$

镀金/Gold plated



公/Male	母/Female
CCGMH-1.5	CCGFH-1.5
CCGMH-2.5	CCGFH-2.5
CCGMH-4.0	CCGFH-4.0
CCGMH-6.0	CCGFH-6.0
CCGMH-10.0	CCGFH-10.0



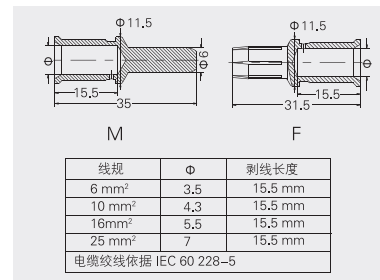
70A 冷压接插针, 适用于HM插芯
Crimp contacts 70A for HM inserts

接触电阻 $\leq 0.5\text{m}\Omega$
Contact resistance $\leq 0.5\text{m}\Omega$

镀银/Silver plated



公/Male	母/Female
CKSM70-6	CKSF70-6
CKSM70-10	CKSF70-10
CKSM70-16	CKSF70-16
CKSM70-25	CKSF70-25



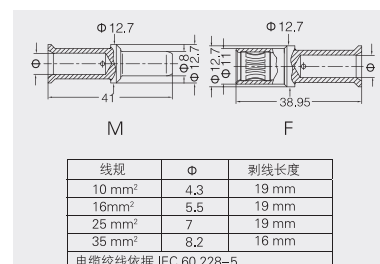
100A 冷压接插针(采用冠簧接触), 适用于HK插芯
Crimp contacts 100A(with crown spring) for HK inserts

接触电阻 $\leq 0.3\text{m}\Omega$
Contact resistance $\leq 0.3\text{m}\Omega$

镀银/Silver plated



公/Male	母/Female
CKSM-10	CKSF-10G
CKSM-16	CKSF-16G
CKSM-25	CKSF-25G
CKSM-35	CKSF-35G
开槽结构/Slotted construction	
	CKSF-10
	CKSF-16
	CKSF-25
	CKSF-35



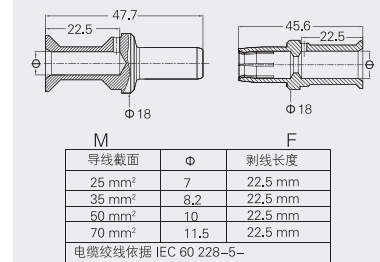
200A 冷压接插针, 适用于HM插芯
Crimp contacts 200A for HM inserts

接触电阻 $\leq 0.3\text{m}\Omega$
Contact resistance $\leq 0.3\text{m}\Omega$

镀银/Silver plated



公/Male	母/Female
CHSM200-25	CHSF200-25
CHSM200-35	CHSF200-35
CHSM200-50	CHSF200-50
CHSM200-70	CHSF200-70



退针器 / Contact removal tools

D-sub退针器

D-sub Contact removal tools



适用范围/Scope of application	型号/Type
5A 冷压针/5A Crimp contacts	TL08

HD退针器

HD Contact removal tools



适用范围/Scope of application	型号/Type
10A 冷压针/10A Crimp contacts	TL00
16A带三爪的公插针/16A Male contacts (with spring clip retention)	

HEE退针器

HEE Contact removal tools



适用范围/Scope of application	型号/Type
16A 冷压针/16A Crimp contacts	TL01

送针器/Contact removal tools



适用范围/Scope of application	型号/Type
10A/16A辅助装针工具	TL15
10A/16AAuxiliary needle loading tool	

退针器/Contact removal tool



适用范围/Scope of application	型号/Type
40A冷压针/ 40A Crimp contacts	TL06G

5A冷压钳/5A Crimping tool



压接线径/Wire gauge (mm ²)	型号/Type
0.09-0.82mm ²	TL03

10A/16A冷压钳

10A/16A Crimping tool



压接线径/Wire gauge (mm ²)	型号/Type
0.14-4mm ²	TL02
1.5-6mm ²	TL02-0

10A/16A/40A冷压钳

10A/16A/40A Crimping tool



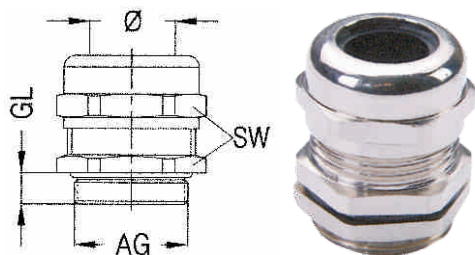
压接线径/Wire gauge (mm ²)	型号/Type
0.14-4mm ²	TL02G
1.5-6mm ²	TL02-0G
4/6/10mm ²	TL02-3G

电缆接头 Cable gland

金属电缆接头/Metal Cable gland

材 料: 黄铜镀镍
 密 封 件: 丁腈橡胶
 防护等级: IP68
 温度范围: 静态: -40℃至100℃
 动态: -20℃至80℃

Material: Nickel-plated brass
 Seal Material: NBR
 Degree of protection: IP68
 Temperature range: Stat: -40℃ to 100℃
 Dyn: -20℃ to 80℃

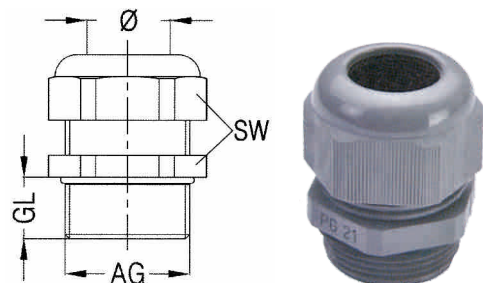


螺纹规格 Thread	卡口范围 ϕ Claping range	螺纹外径 AG	扳手尺寸 SW	螺纹长度 GL
PG制螺纹/PG Thread				
PG11	5-10	18.6	20	7
PG13.5	6-12	20.4	22	7.5
PG16	8-14	22.5	24	7.5
PG21	13-18	28.3	30	8
PG29	18-25	37.0	40	9.5
PG36	22-32	47.0	50	12
PG42	31-38	54.0	55	12
PG48	37-44	59.3	65	12
M公制螺纹/Metric				
M20X1.5	6-12	20	22	8
M25X1.5	13-18	25	30	8
M32X1.5	18-25	32	40	9
M40X1.5	22-32	40	50	12
M50X1.5	31-38	50	57	12
M63X1.5	37-44	63	65	12

塑料电缆接头/Plastics Cable gland

材 料: 尼龙
 密 封 件: 丁腈橡胶
 防护等级: IP68
 温度范围: 静态: -40℃至100℃
 动态: -20℃至80℃

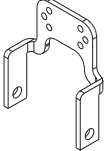
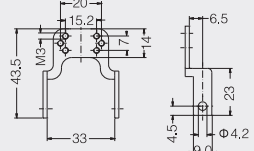
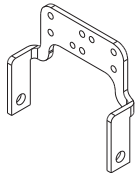
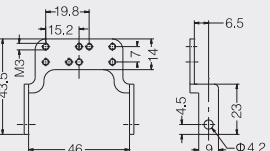
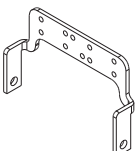
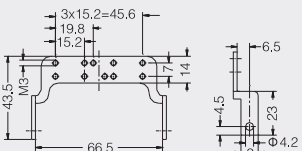
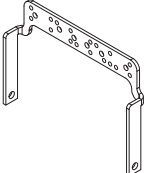
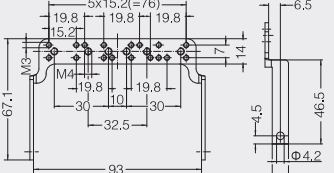
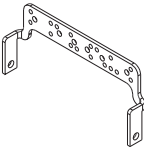
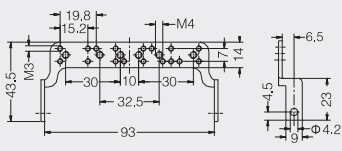
Material: Nylon
 Seal Material: NBR
 Degree of protection: IP68
 Temperature range: Stat: -40℃ to 100℃
 Dyn: -20℃ to 80℃




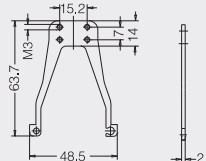
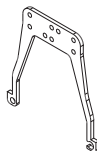
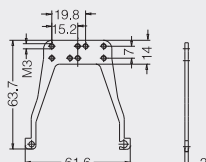
螺纹规格 Thread	卡口范围 ϕ Claping range	螺纹外径 AG	扳手尺寸 SW	螺纹长度 GL
PG制螺纹/PG Thread				
PG11	5-10	18.6	22	8
PG13.5	6-12	20.4	24	9
PG16	8-14	22.5	27	10
PG21	13-18	28.3	32	11
PG29	18-25	37.0	42	11
PG36	22-32	47.0	52	12
PG42	31-38	54.0	59	14
PG48	37-44	59.3	65	14
M公制螺纹/Metric				
M20X1.5	6-12	20	24	9
M25X1.5	13-18	25	32	11
M32X1.5	18-25	32	42	11
M40X1.5	22-32	40	52	12
M50X1.5	31-38	50	59	15
M63X1.5	37-44	63	65	14

固线板 Ground terminal

固线板-标准(装配在HE,HEE,HDD插芯,用于不封底下壳或高结构上壳)
Ground terminal-standard(for HE/HEE/HDD inserts in housings and hoods,high construction)

	<table border="1"> <thead> <tr> <th>规格/Size</th> <th>型号/Type</th> </tr> </thead> <tbody> <tr> <td>6B</td> <td>B6B-PE</td> </tr> </tbody> </table>	规格/Size	型号/Type	6B	B6B-PE	
规格/Size	型号/Type					
6B	B6B-PE					
	<table border="1"> <thead> <tr> <th>规格/Size</th> <th>型号/Type</th> </tr> </thead> <tbody> <tr> <td>10B</td> <td>B10B-PE</td> </tr> </tbody> </table>	规格/Size	型号/Type	10B	B10B-PE	
规格/Size	型号/Type					
10B	B10B-PE					
	<table border="1"> <thead> <tr> <th>规格/Size</th> <th>型号/Type</th> </tr> </thead> <tbody> <tr> <td>16B</td> <td>B16B-PE</td> </tr> </tbody> </table>	规格/Size	型号/Type	16B	B16B-PE	
规格/Size	型号/Type					
16B	B16B-PE					
	<table border="1"> <thead> <tr> <th>规格/Size</th> <th>型号/Type</th> </tr> </thead> <tbody> <tr> <td>24B</td> <td>B24B-PE</td> </tr> </tbody> </table>	规格/Size	型号/Type	24B	B24B-PE	
规格/Size	型号/Type					
24B	B24B-PE					
	<table border="1"> <thead> <tr> <th>规格/Size</th> <th>型号/Type</th> </tr> </thead> <tbody> <tr> <td>24B</td> <td>B24B-PES</td> </tr> </tbody> </table>	规格/Size	型号/Type	24B	B24B-PES	
规格/Size	型号/Type					
24B	B24B-PES					

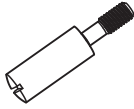
固线板-模块框架型(装配在HM模块框架,用于不封底下壳)
Ground terminal-for hinged frame(for HM frames in bulkhead mounting housings)

	<table border="1"> <thead> <tr> <th>规格/Size</th> <th>型号/Type</th> </tr> </thead> <tbody> <tr> <td>6B</td> <td>M6B-PE</td> </tr> </tbody> </table>	规格/Size	型号/Type	6B	M6B-PE	
规格/Size	型号/Type					
6B	M6B-PE					
	<table border="1"> <thead> <tr> <th>规格/Size</th> <th>型号/Type</th> </tr> </thead> <tbody> <tr> <td>10B</td> <td>M10B-PE</td> </tr> </tbody> </table>	规格/Size	型号/Type	10B	M10B-PE	
规格/Size	型号/Type					
10B	M10B-PE					

编码 Coding

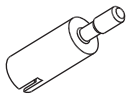
用编码销编号 Coding system with code pins

编码销/code pins



型号/Type
CODE-M3/S

模块型编码销
Modular code pins



型号/Type
MCODE-M3/S

用导向销和导向孔编号 Coding system with guide pins/bushes

导向孔/Guide bush



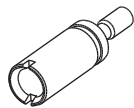
型号/Type
GBUSH-M3/S

导向销/Guide pins



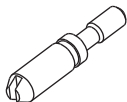
型号/Type
GPIN-M3/S

模块型导向孔
Modular guide bush



型号/Type
MGBUSH-M3/S

模块型导向销
Modular guide pins

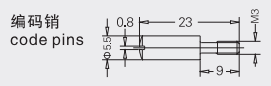


型号/Type
MGPIN-M3/S

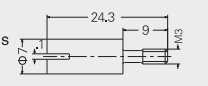
“/s” –不锈钢材质/ “/s” –stainless steel

“/s” –不锈钢材质/ “/s” –stainless steel

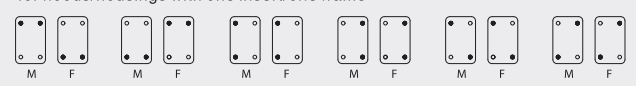
编码销
code pins



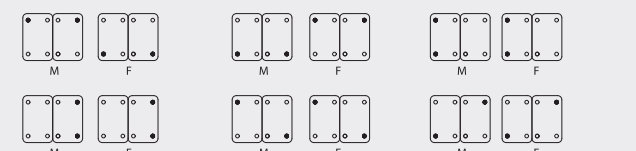
模块型编码销
Modular code pins



适用于可安装一个插芯或框架的外壳
for hoods/housings with one insert/one frame



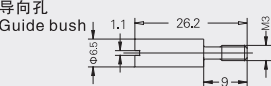
适用于可安装两个插芯或框架的外壳
for hoods/housings with two insert/two frame



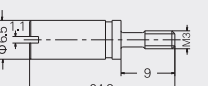
- 编码销/code pins
- 正常螺丝/Normal mounting screw

- M-公插芯/M-Male insert
- F-母插芯/F-Female insert

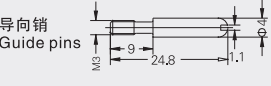
导向孔
Guide bush



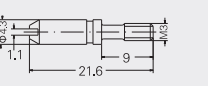
模块型导向孔
Modular guide bush




导向销
Guide pins

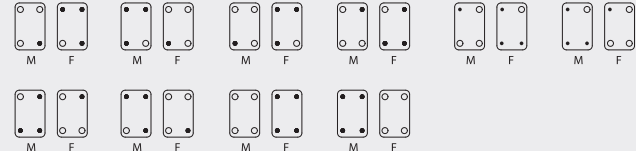


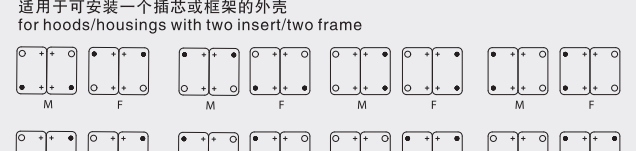
模块型导向销
Modular guide pins

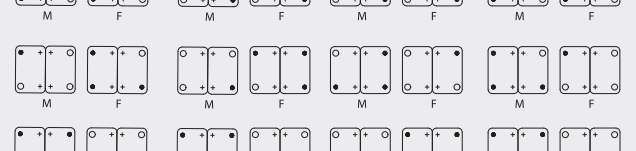


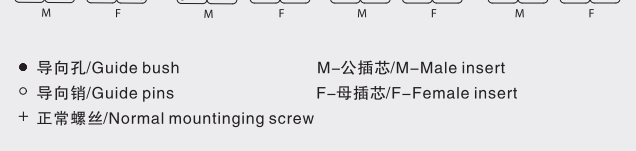
适用于可安装一个插芯或框架的外壳
for hoods/housings with one insert/one frame







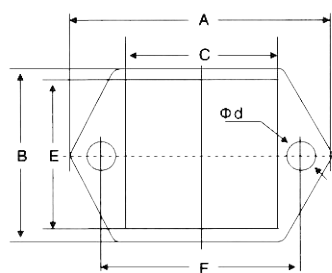




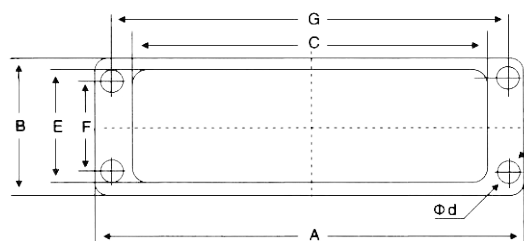
- 导向孔/Guide bush
- 导向销/Guide pins
- + 正常螺丝/Normal mounting screw

- M-公插芯/M-Male insert
- F-母插芯/F-Female insert

壳体底部安装尺寸图 Housing mounting dimensions

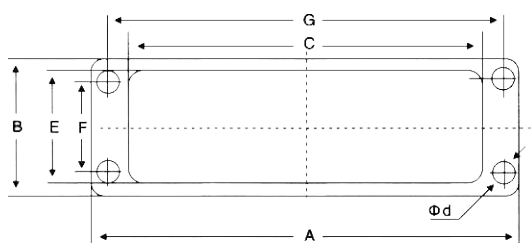


H3A 系列开孔底座
H3A Series housings



H10A,H16A,H32A 系列开孔底座
H10A,H16A,H32A Series housings

壳体型号 Housing type	安装形式 mounting type	尺寸/Dimensions(mm)						
		A	B	C	E	F	G	Φd
H3A	开孔安装/Bulkhead mountinging	40	28	21	21	30	—	3.3
	表面安装/Surface mountinging	40	28	—	—	30	—	3.3
H10A	开孔安装/Bulkhead mountinging	81	29.5	57.5	24	17.5	70	3.6
	表面安装/Surface mountinging	80	50	—	—	40	48	4.5
H16A	开孔安装/Bulkhead mountinging	96	29.5	73.7	24	17.5	86	3.6
	表面安装/Surface mountinging	96	50	—	—	40	64	4.5
H32A	开孔安装/Bulkhead mountinging	102	56	74.2	28.4	42	92	4.3
	表面安装/Surface mountinging	106	57	—	—	46	94	5.5



H*B 系列开孔底座
H B Series housings

壳体型号 Housing type	安装形式 mounting type	尺寸/Dimensions(mm)						
		A	B	C	E	F	G	Φd
H6B	开孔安装/Bulkhead mountinging	80	43	52.2	35	32	70	4.3
	表面安装/Surface mountinging	82	52	—	—	40	70	5.5
H10B	开孔安装/Bulkhead mountinging	93	43	65.2	35	32	83	4.3
	表面安装/Surface mountinging	94	52	—	—	40	82	5.5
H16B	开孔安装/Bulkhead mountinging	113	43	85.5	35	32	103	4.3
	表面安装/Surface mountinging	117	57	—	—	45	105	5.5
H24B	开孔安装/Bulkhead mountinging	140	43	112.2	35	32	130	4.3
	表面安装/Surface mountinging	144	57	—	—	45	132	5.5
H32B	开孔安装/Bulkhead mountinging	124	89	87	76	65	110	5.5
	表面安装/Surface mountinging	124.5	81	—	—	67	112	5.5
H48B	开孔安装/Bulkhead mountinging	165	90	124	82	70	148	7
	表面安装/Surface mountinging	132	120	—	—	106	111	6.5

线束 Wiring Harness

线束简介

线束是电路中连接各电器设备的接线部件,由绝缘护套、接线端子、导线及绝缘包扎材料等组成。

WAIN客户定制线束:根据客户定制要求,将我司的外壳、插芯、插针、电缆接头、线材以及相关零配件通过线束加工装配在一起形成客户定制的线束成品。

Overview of wiring harness

Wiring harness which is composed of insulating sheath, terminal blocks, wires and insulating banding materials is a connecting part linking all electrical appliances within the same circuit.

WAIN customized wiring harness: Process and assemble the shells, cores, pins, cable glands, wire rods and other related parts of our company to manufacture customized wiring harness meeting the clients' requirements.

一、线束分类

根据线束所接连接器的数量,可将客户定制线束分类为单端线束、两端线束、多端线束。

1、Classification of wiring harness

According to the quantity of connectors linking with the wiring harness, customized wiring harness can be classified into three categories, namely, single-ended wiring harness, double-ended wiring harness and multi-ended wiring harness.

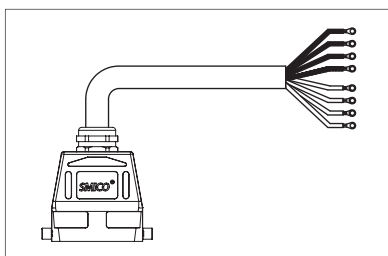


图-1/Drawing-1

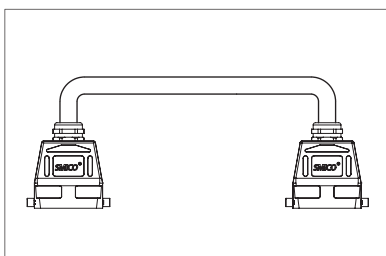


图-2/Drawing-2

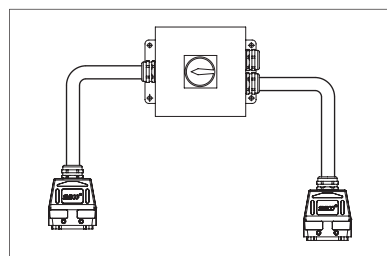


图-3/Drawing-3

单端线束:线束一端装配我司连接器,尾端可压接端子、装配号码管或由客户自行处理; [图-1]

两端线束:线束两端装配我司连接器; [图-2]

多端线束:通过分线盒将线束分为多端或外壳增加出线口,装配2个以上连接器。[图-3]

Single-ended wiring harness: One end of the wiring harness is equipped with connector of our Company, while the tail end can be crimped with terminals, equipped with cable marker or handled by the clients on their own. [drawing-1]

Double-ended wiring harness: Both ends of the wiring harness are equipped with connectors of our Company. [drawing-2]

Multi-ended wiring harness: Divide the wiring harness into multiple ends via junction box or add wire outlets at the shell, and equip the wiring harness with more than two connectors. [drawing-3]

二、线束线材

根据客户产品使用环境不同,客户对线束的要求可将线束线材分为以下几款:

- 1、标准电线电缆:适用于客户对线束线材无明显特殊要求;
- 2、电气安装电缆:适用于干燥或潮湿的室内,特别是工业使用环境下的各种电气安装。截面在 0.5mm^2 及以上的作为控制和连接软线还特别适用在机床制造、成套设备安装工程、电站、暖气和空调安装等场合;(根据客户要求可有信号屏蔽功能)
- 3、电梯井道固定安装电缆:适用于电梯井道的安装及固定敷设,但不适用电梯随行电缆;
- 4、控制电缆:适用于直流或交流 $50\sim 60\text{Hz}$ 、额定电压 $600/1000\text{V}$ 及以下的控制、信号、保护及测量线路用。常用于电气控制系统和配电装置内;(根据客户要求可有信号屏蔽功能)
- 5、耐油电缆:耐油特性,适用于干燥或潮湿的室内,无强应力缓释或强制引导的偶尔运动下的安装,以及工业使用环境下偶尔弯曲移动场合,如机床、木工、磨床等;(根据客户要求可有信号屏蔽功能)
- 6、标准电源线:用于电源及照明系统。一般分为橡胶电源线和PVC电源线,根据产品的使用地不同,电源线必须符合相关国家的认证标准;(国内需符合3C认证、欧洲需符合VDE认证、CE认证、美国符合UL认证等等)

7、拖链电缆:具有高柔性和耐弯曲性,适用于频繁弯曲,无强应力缓释或强制引导的自由连续往复运动下的安装,特别是工业使用环境下的频繁弯曲场合,如木工机械、机床加工设备、物流输送系统、起重机场合等;(根据客户要求可有信号屏蔽功能)
电梯随行控制电缆:适用于电梯随行控制,用于长距离悬挂使用场合。

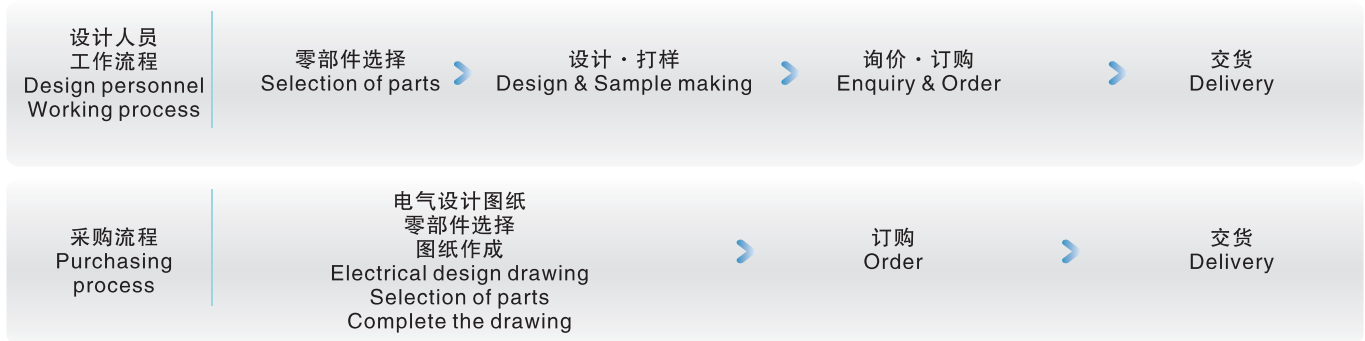
II. Wire rods of wiring harness

According to the different operating environment, wire rods of wiring harness can be divided into the following types in accordance with the requirements of clients. :

- 1、Standard electric wire: Applicable to clients who have no special requirements on the wire rods of wiring harness;
 - 2、Electric installation cable: Applicable to dry or humid indoor environment, especially for various kinds of electrical installation in industrial environment. Such cable with a cross section of 0.5mm² or above can be used as control and connecting flexible wire, which is especially applicable to machine tool manufacturing, complete equipment installation, power station, heating installation and air conditioner installation. (It can be equipped with signal shielding functions according to clients' requirements.)
 - 3、Fixed installation cable for lift shaft: Applicable to the installation and fixed laying in lift shaft; however, it can not be used as traveling cable of lift.
 - 4、Control cable: Applicable to control, signal, protection and measuring circuits with DC or AC 50–60 Hz and with rated voltage of 600/1000V and below. It is usually used in electrical control system and power distribution unit. (It can be equipped with signal shielding functions according to clients' requirements.)
 - 5、Oil-resistant cable: With oil-resistant feature, it is applicable to dry or humid indoor environment, installation with occasional moving but without slow release of strong stress or forced guiding. It also can be used in industrial environment with occasional bending and moving, such as machine tool, wood-working machine and grinding machine. (It can be equipped with signal shielding functions according to clients' requirements.)
 - 6、Standard power wire: inapplicable to power supply and illuminating system. In general, it can be categorized into rubber power wire and PVC power wire. According to the different using conditions, the power wire must conform to relevant national certification standards. (The power wire shall conform to China Compulsory Certification in China, VDE certification and CE certification in Europe and UL certification in USA, etc.)
 - 7、Towline cable: With the features of high flexibility and anti-bending ability, the cable is applicable to the installation with frequent bending but without slow release of strong stress or free continuous reciprocating movement which is forcedly guided. In particular, it can be used in industrial environment with frequent bending, such as wood-working machine, machine tool, logistics transport system, crane, etc. (It can be equipped with signal shielding functions according to clients' requirements.)
- Traveling control cable of lift: Applicable to traveling control of lift and long-distance hanging.

线束产品订购流程

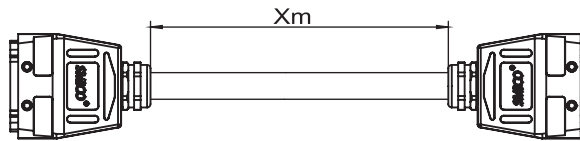
Ordering process for wiring harness products



线束长度自由选择/Free selection of wiring harness length

SMICO按照客户的需求进行制作，长度可自由指定，指定单位0.1m。

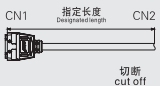
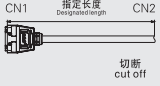
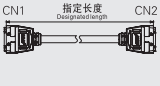
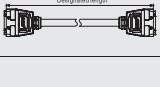
As SMICO products are manufactured according to the clients' requirements, the length can be designated with the unit as 0.1m



线束选型指南/Guide on mode selection of wiring harness

简单五步骤完成选型

Five simple steps for model selection

第一步：连接器类型选择 1、Select insert	连接器类型 Type of inserts	芯数 Number of contacts	形状规格类型 Type	外形示意图 Diagrammatic drawing	电缆类型 Type of cable	指定长度 Designated unit
第二步：芯数选择 2、Select number of contacts	GCHA(HE、HVE、HEE、HD、HK、HM、HQ、HC)矩形冷压HA、HE...系列 GCHA(HE、HVE、HEE、HD、HK、HM、HQ、HC) Crimp terminal HA、HE...Series	2 3	M(插针) M(male)		CCC	0.2-50m 指定单位0.1m 0.2-50m Designated unit 0.1m
第三步：连接器规格 3、Select specification of insert	GTHA(HE、HVE、HSB、HK、HEAV、HM、HQ、HC)矩形螺钉HA、HE...系列 GTHA(HE、HVE、HSB、HK、HEAV、HM、HQ、HC) Screw terminal HA、HE...Series	46 ... 根据所需选择芯数 Select the number of contacts as required.	MM(插针·插针) MM(male·male)		CE	
第四步：线束外形 4、Select length			FF(插孔·插孔) FF(female·female)		UL	
第五步：长度选择 5、Select length	GTHA(HE、HVES、HM)矩形弹片HA、HE...系列 GTHA(HE、HVES、HM) Spring terminal HA、HE...Series		MF(插针·插孔) MF(male·female)		VD	

品质保证/Quality assurance

焊接加工的管控/Control on welding process

1、温度管理/Temperature management

焊接温度保持在350度，并做好记录保存。

The welding temperature shall be maintained at 350°C and records shall be kept.



2、专业人员进行焊接作业

进行焊接作业者必须通过考核才能上岗，并且进行现场考核

3、焊接加工的判定标准

焊接加工判定的检测重点以及不良加工示例

检测重点:

- ①. 针位不可错焊
- ②. 焊点外观圆滑,有光泽,无虚焊、拉尖、短路、掉锡等不良
- ③. 线芯不可有烫伤、掐伤及裸线
- ④. 连接器不可烫伤
- ⑤. 连接器对接触点不可发生位移

2、The welding operation shall be conducted by professional staff.

People conducting welding operation must pass examination before engaging in such work, and onsite examination shall be carried out.

3、Judgment criterion for welding process.

Key points of inspection for welding process & examples of bad processing.

Key points of inspection:

- ①. The pin position shall be welded correctly.
- ②. The welding spot shall be smooth, glossy and without such defects as cold joint, icicle, short circuit and tin peeling.
- ③. The wire core shall be intact without bare wire or wound caused by burning or pinching.
- ④. The connector shall not be scalded.
- ⑤. The butt contact of connector shall not have any displacement.

焊接加工的管控/Control on welding process

1、压接加工工具/Crimping tools



2、合格判断标准/Judgment criterion

冷压机压接要求/Crimping requirements

- ① 在检查孔和导线进入的终端之间的中间压接
- ② 冷压压痕围绕插针且足够完全的深度

①. Before assembling the shell, check the intermediate crimping between the inspection hole and the terminal through which the wire enters into.

②. The indentation after crimping shall surround the pin with enough depth.

检查工位/Inspection stations

- ① 外壳组装前检查/Inspection before assembling the shell
- ② 外壳组装后检查/Inspection after assembling the shell
- ③ 出货检查/Inspection before delivery

矩形冷压式/Rectangular crimping type

定制服务Customized service/压接Crimping /柜间接线Inter-cabinet wire

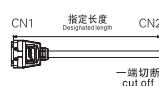
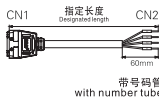
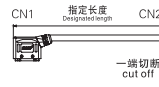
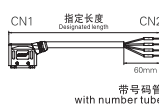
连接器选择: 先选择插芯, 根据插芯页码提示选择外壳, 再选择电缆接头

自由长度/Free length

Selection of connector: Firstly, select the insert; secondly, select the suitable hood; lastly, select the cable gland.

图例/Identification



连接器类型 Type of inserts	芯数 Number of contacts	外形示意图 Diagrammatic drawing	外壳 ¹⁾ Hoods & Housings ¹⁾	电缆类型 Type of cable	指定长度 Designated unit
GCHA 矩形·冷压HA系列 Rectangular·Crimping HA Series	2		MC1D插针·单扣顶出型 MC2D插针·双扣顶出型 FC1D插针·单扣顶出型 FC2D插针·双扣顶出型 MCHD插针·高防护顶出型		
GCHE 矩形·冷压HE系列 Rectangular·Crimping HE Series			MC1D male·1 lever top-entry MC2D male·2 lever top-entry FC1D Female·1 lever top-entry FC2D Female·2 lever top-entry MCHD male·high top-entry		
GCHVE 矩形·冷压HVE系列 Rectangular·Crimping HVE Series	3		MT1D插针·单扣顶出型 MT2D插针·双扣顶出型 FT1D插针·单扣顶出型 FT2D插针·双扣顶出型 MTHD插针·高防护顶出型	CCC	0.2-50m 指定单位0.1m
GCHEE 矩形·冷压HEE系列 Rectangular·Crimping HEE Series	46		MT1D male·1 lever top-entry MT2D male·2 lever top-entry FT1D Female·1 lever top-entry FT2D Female·2 lever top-entry MTHD male·high top-entry	CE	
GCHD 矩形·冷压HD&HDD系列 Rectangular·Crimping HD&HDD Series	根据所需选择芯数 Select the number of contacts as required.		MC1C插针·单扣侧出型 MC2C插针·双扣侧出型 FC1C插针·单扣侧出型 FC2C插针·双扣侧出型 MCHC插针·高防护侧出型	UL	0.2-50m Designated unit 0.1m
GCHK 矩形·冷压HK系列 Rectangular·Crimping HK Series			MC1C male·1 lever side-entry MC2C male·2 lever side-entry FC1C Female·1 lever side-entry FC2C Female·2 lever side-entry MCHC male·high side-entry	VD	
GCHM 矩形·冷压HM系列 Rectangular·Crimping HM Series	2		MT1C插针·单扣侧出型 MT2C插针·双扣侧出型 FT1C插针·单扣侧出型 FT2C插针·双扣侧出型 MTHC插针·高防护侧出型	根据客户指定电缆 According to the cable designated by clients	
GCHQ 矩形·冷压HQ系列 Rectangular·Crimping HQ Series			MT1C male·1 lever side-entry MT2C male·2 lever side-entry FT1C Female·1 lever side-entry FT2C Female·2 lever side-entry MTHC male·high side-entry		
GCHC 矩形·冷压HC系列 Rectangular·Crimping HC Series					

1) 两端线束: MC1C: 插针·单扣顶出型, MMC1D: 插针·插针·单扣顶出型, MFC1D: 插针·插孔·单扣顶出型; 多端线束或特殊产品请直接与我司线束部联系

1) Double-ended wiring harness: MC1D: male·male 1 lever top-entry, MMC1D: male·male 1 lever top-entry, MFC1D: male·female·1 lever top-entry; for multi-ended wiring harness or special products, please directly contact the wiring harness department of our company.

矩形螺钉式/Rectangular Screwing type

定制服务Customized service/螺钉Screwing /柜间接线Inter-cabinet wire

连接器选择: 先选择插芯, 根据插芯页码提示选择外壳, 再选择电缆接头

自由长度/Free length

Selection of connector: Firstly, select the insert; secondly, select the suitable hood; lastly, select the cable gland.

图例/Identification



连接器类型 Type of inserts	芯数 Number of contacts	外形示意图 Diagrammatic drawing	外壳 ¹⁾ Hoods & Housings ¹⁾	电缆类型 Type of cable	指定长度 Designated unit			
GLHA 矩形·螺钉HA系列 Rectangular · Screwing HA Series	2 3 46 ... 根据所需选择芯数 Select the number of contacts as required.		MC1D插针·单扣顶外型 MC2D插针·双扣顶外型 FC1D插针·单扣顶外型 FC2D插针·双扣顶外型 MCHD插针·高防护顶外型					
GLHE 矩形·螺钉HE系列 Rectangular · Screwing HE Series			MC1D male · 1 lever top-entry MC2D male · 2 lever top-entry FC1D Female · 1 lever top-entry FC2D Female · 2 lever top-entry MCHD male · high top-entry					
GLHVE 矩形·螺钉HVE系列 Rectangular · Screwing HVE Series				MT1D插针·单扣顶外型 MT2D插针·双扣顶外型 FT1D插针·单扣顶外型 FT2D插针·双扣顶外型 MTHD插针·高防护顶外型	CCC			
GLHSB 矩形·螺钉HSB系列 Rectangular · Screwing HSB Series				MT1D male · 1 lever top-entry MT2D male · 2 lever top-entry FT1D Female · 1 lever top-entry FT2D Female · 2 lever top-entry MTHD male · high top-entry	CE	0.2-50m 指定单位0.1m		
GLHK 矩形·螺钉HK系列 Rectangular · Screwing HK Series					MC1C插针·单扣侧外型 MC2C插针·双扣侧外型 FC1C插针·单扣侧外型 FC2C插针·双扣侧外型 MCHC插针·高防护侧外型	UL	0.2-50m 指定单位0.1m	
GLHEAV 矩形·螺钉HEAV系列 Rectangular · Screwing HEAV Series					MC1C male · 1 lever side-entry MC2C male · 2 lever side-entry FC1C Female · 1 lever side-entry FC2C Female · 2 lever side-entry MCHC male · high side-entry	VD		
GLHM 矩形·螺钉HM系列 Rectangular · Screwing HM Series						MT1C插针·单扣侧外型 MT2C插针·双扣侧外型 FT1C插针·单扣侧外型 FT2C插针·双扣侧外型 MTHC插针·高防护侧外型		
GLHQ 矩形·螺钉HQ系列 Rectangular · Screwing HQ Series						MT1C male · 1 lever side-entry MT2C male · 2 lever side-entry FT1C Female · 1 lever side-entry FT2C Female · 2 lever side-entry MTHC male · high side-entry	根据客户指定电缆 According to the cable designated by clients	
GLHC 矩形·螺钉HC系列 Rectangular · Screwing HC Series								

1) 两端线束: MC1C: 插针·单扣顶外型, MMC1D: 插针·插针·单扣顶外型, MFC1D: 插针·插孔·单扣顶外型; 多端线束或特殊产品请直接与我司线束部联系

1) Double-ended wiring harness: MC1D: male 1 lever top-entry, MMC1D: male · male 1 lever top-entry, MFC1D: male · female · 1 lever top-entry; for multi-ended wiring harness or special products, please directly contact the wiring harness department of our company.

矩形弹片式/Rectangular Spring type

定制服务Customized service/弹片Spring /柜间接线Inter-cabinet wire

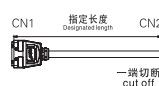
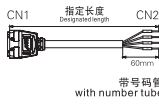
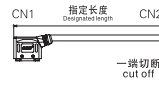
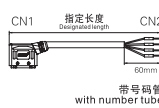
连接器选择: 先选择插芯, 根据插芯页码提示选择外壳, 再选择电缆接头

自由长度/Free length

Selection of connector: Firstly, select the insert; secondly, select the suitable hood; lastly, select the cable gland.

图例/Identification



连接器类型 Type of inserts	芯数 Number of contacts	外形示意图 Diagrammatic drawing	外壳 ¹⁾ Hoods & Housings ¹⁾	电缆类型 Type of cable	指定长度 Designated unit
GTHA 矩形·弹片HA系列 GTHA Rectangular· Spring HA Series			MC1D插针·单扣顶出型 MC2D插针·双扣顶出型 FC1D插针·单扣顶出型 FC2D插针·双扣顶出型 MCHD插针·高防护顶出型 MC1D male·1 lever top-entry MC2D male·2 lever top-entry FC1D Female·1 lever top-entry FC2D Female·2 lever top-entry MCHD male·high top-entry		
GTHE 矩形·弹片HE系列 GTHE Rectangular· Spring HE Series	2 3 46 ...		MT1D插针·单扣顶出型 MT2D插针·双扣顶出型 FT1D插针·单扣顶出型 FT2D插针·双扣顶出型 MTHD插针·高防护顶出型 MT1D male·1 lever top-entry MT2D male·2 lever top-entry FT1D Female·1 lever top-entry FT2D Female·2 lever top-entry MTHD male·high top-entry	CCC CE	0.2-50m 指定单位0.1m
GTHVE 矩形·弹片HVE系列 GTHVE Rectangular· Spring HVE Series	根据所需选择芯数 Select the number of contacts as required.		MC1C插针·单扣侧出型 MC2C插针·双扣侧出型 FC1C插针·单扣侧出型 FC2C插针·双扣侧出型 MCHC插针·高防护侧出型 MC1C male·1 lever side-entry MC2C male·2 lever side-entry FC1C Female·1 lever side-entry FC2C Female·2 lever side-entry MCHC male·high side-entry	UL VD	0.2-50m Designated unit 0.1m
GTHVES 矩形·弹片HVES系列 GTHVES Rectangular· Spring HVES Series			MC1C插针·单扣侧出型 MC2C插针·双扣侧出型 FC1C插针·单扣侧出型 FC2C插针·双扣侧出型 MCHC插针·高防护侧出型 MC1C male·1 lever side-entry MC2C male·2 lever side-entry FC1C Female·1 lever side-entry FC2C Female·2 lever side-entry MCHC male·high side-entry		
GCHM 矩形·弹片HM系列 GCHM Rectangular· Spring HM Series			MT1C插针·单扣侧出型 MT2C插针·双扣侧出型 FT1C插针·单扣侧出型 FT2C插针·双扣侧出型 MTHC插针·高防护侧出型 MT1C male·1 lever side-entry MT2C male·2 lever side-entry FT1C Female·1 lever side-entry FT2C Female·2 lever side-entry MTHC male·high side-entry	根据客户指定电缆 According to the cable designated by clients	

1) 两端线束: MC1C: 插针·单扣顶出型, MMC1D: 插针·插针·单扣顶出型, MFC1D: 插针·插孔·单扣顶出型; 多端线束或特殊产品请直接与我司线束部联系

1) Double-ended wiring harness: MC1D: male 1 lever top-entry, MMC1D: male·male 1 lever top-entry, MFC1D: male·female·1 lever top-entry; for multi-ended wiring harness or special products, please directly contact the wiring harness department of our company.

ISO CE c  RoHS DIN5510-2 IEC-61984

浙江思美克电气科技有限公司

ZHEJIANG SMICO ELECTRICAL TECHNOLOGY CO.,LTD

地址:中国·浙江省乐清市北白象白塔王工业区开创路376号
ADD: NO.376 Kaichuang Road,Baitawang Industrial
Zone Beibaixiang,Yueqing,Zhejiang,325603 CHINA

电话(TEL):0086-577-62997327 55770567

传真(FAX):0086-577-62991338

WhatsApp/Wechat:+86 18968756537

Http://www.chsmico.com

E-mail:chsmico@chsmico.com
chsmico@hotmail.com